

**General Information**

Crimp Tooling Introduction .....	U-2 to U-4
Insulation Displacement Technology (IDT) Introduction .....	U-5

**Americas**


Crimp Tooling	
Hand Tool Overview .....	U-6
Semi-Automatic Crimping Presses Overview .....	U-7 to U-11
Fully Automatic Wire Process Machine Overview .....	U-12
Wire Gauge Classification .....	U-13
Available Tooling Overview .....	U-14 to U-86

**Asia Pacific North**

Crimp Tooling	
Hand Crimpers Cross Reference .....	U-87 to U-88
Crimp Tooling Cross Reference .....	U-89 to U-90
Semi-Automatic Crimping Presses .....	U-91
Wire Gauge Classifications .....	U-91

# General Information

## Introduction to Crimp Technology



Website: Please visit the Molex website to view the most current Application Tooling information. The Molex website is continuously updated with the latest information. ([www.molex.com](http://www.molex.com))

### Terminology

#### Bellmouth (Flare)

The flare that is formed on the edge of the conductor crimp acts as a funnel for the wire strands. This funnel reduces the possibility that a sharp edge on the conductor crimp will cut or nick the wire strands. As a general guideline, the conductor bellmouth needs to be approximately 1 to 2x the thickness of the terminal material.\*

#### Conductor Brush

The conductor brush is made up of the wire strands that extend past the conductor crimp on the contact side of the terminal. This helps ensure that mechanical compression occurs over the full length of the conductor crimp. The conductor brush should not extend into the contact area.

#### Conductor Crimp

This is for the metallurgical compression of a terminal around the wire's conductor. This connection creates a common electrical path with low resistance and high current carrying capabilities.

#### Conductor Crimp Height

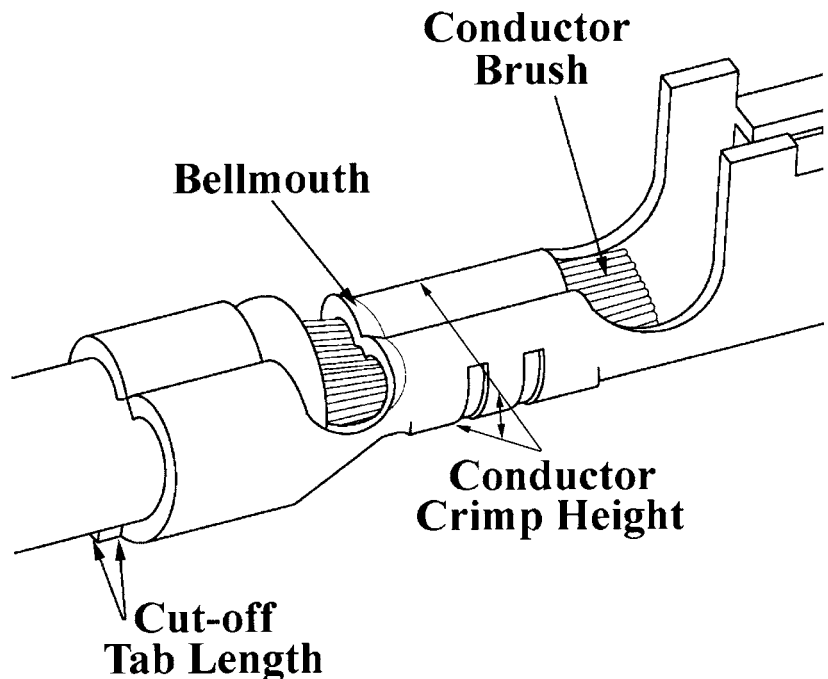
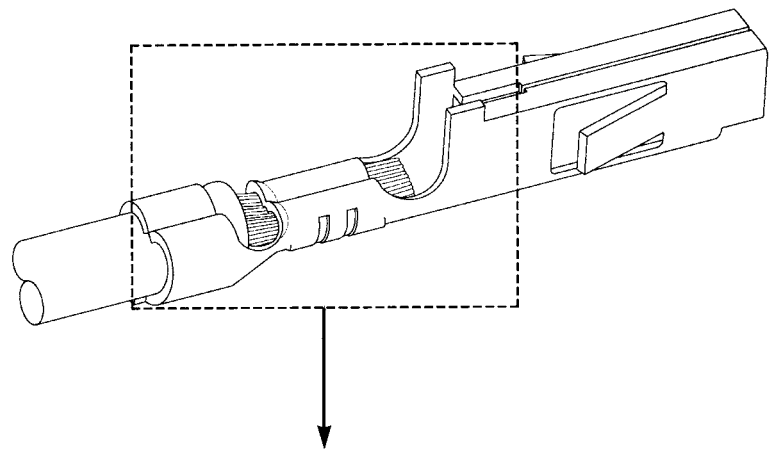
The conductor crimp height is measured from the top surface of the formed crimp to the bottom most radial surface. Do not include the extrusion points in this measurement (See Figure 2). Measuring crimp height is a quick, non-destructive way to help ensure the correct metallurgical compression of a terminal around the wire's conductor and is an excellent attribute for process control. The crimp height specification is typically set as a balance between electrical and mechanical performance over the complete range of wire stranding and coatings, and terminal materials and platings. Although it is possible to optimize a crimp height to individual wire strandings and terminal platings, one crimp height specification is normally created.

#### Cut-off Tab Length

This is the material that protrudes outside the insulation crimp after the terminal is separated from the carrier strip. As a general rule, the cut-off tab is approximately 1.0 by 1.5x terminal material thickness.\* A cut-off tab that is too long may expose a terminal outside the housing or it may fail electrical spacing requirements. In most situations, a tool is setup to provide a cut-off tab that is flush to one material thickness.

\*Consult individual terminal specifications

Developed to replace the need to solder terminations, crimping technology provides a high quality connection between a terminal and a wire at a relatively low applied cost. The methods for applying crimp terminations depend on the application and volume, and range from hand-held devices to fully-automated systems. The application methods include a basic hand tool, a press and die set, a stripper crimper or a fully automatic wire processing system. But no matter what method is used, the setup of each tool is critical for achieving a quality crimp.



# Introduction to Crimp Technology

## Terminology (Continued)

### Extrusions (Flash)

These are the small flares that form on the bottom of the conductor crimp resulting from the clearance between the punch and anvil tooling. If the anvil is worn or the terminal is over-crimped, excessive extrusion results. An uneven extrusion may also result if the punch and anvil alignment is not correct, if the feed adjustment is off, or if there is insufficient/excessive terminal drag.

### Insulation Crimp (Strain Relief)

This is the part of the terminal that provides both wire support for insertion into the housing and allows the terminal to withstand shock and vibration. The terminal needs to hold the wire as firmly as possible without cutting through to the conductor strands. The acceptability of an insulation crimp is subjective and depends on the application. A bend test is recommended to determine whether or not the strain relief is acceptable for each particular application.

### Insulation Crimp Height

Molex does not specify insulation crimp heights because of the wide variety of insulation thickness, material, and hardness. Most terminals are designed to accommodate multiple wire ranges. Within the terminals range, an insulation diameter may not completely surround the wire or fully surround the diameter of the wire. This condition will still provide an acceptable insulation crimp for most applications.

- A large insulation should firmly grip at least 88% of the wire
- A smaller insulation should firmly grip at least 50% of the wire and firmly hold the top of the wire

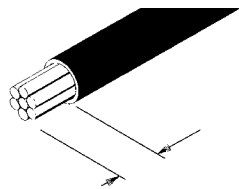
To evaluate the insulation section cut the wire flush with the back of the terminal. Once the optimum setting for the application is determined it is important to document the insulation crimp height. Then, as part of the setup procedure the operator can check the crimp height.

### Insulation Position

This is the location of the insulation in relation to the transition area between the conductor and insulation crimps. Equal amounts of the conductor strands and insulation needs to be visible in the transition area. The insulation position ensures that the insulation is crimped along the full length of the insulation crimp, and that no insulation gets crimped under the conductor crimp. The insulation position is set by the wire stop and strip length for bench applications. For automatic wire processing applications the insulation position is set by the in/out press adjustment.

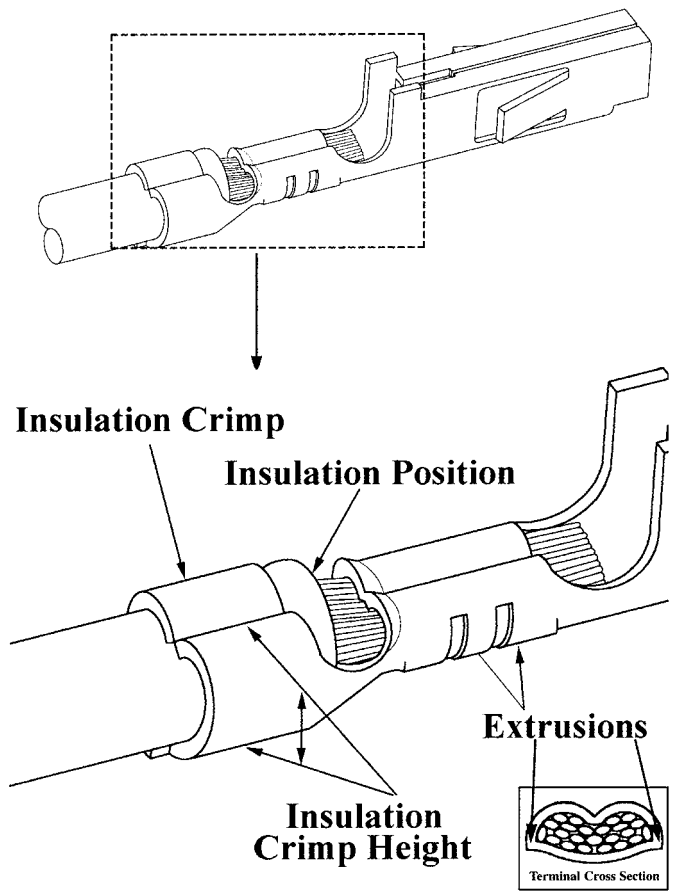
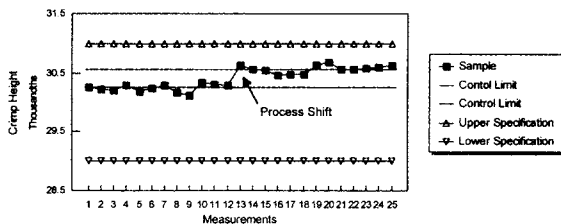
### Strip Length

The strip length is determined by measuring the exposed conductor strands after the insulation is removed. The strip length determines the conductor brush length when the insulation position is centered.



### Process

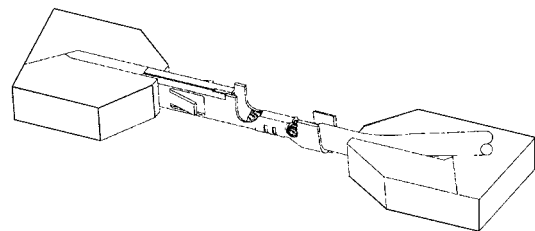
The combination of people, equipment, tooling, materials, methods and procedures needed to produce a crimp termination. Process control is used to track attributes over time to aid in the detection of change to the process. Detecting a process change when it happens helps prevent many thousands of bad crimps.



### Pull Force Testing

Pull Force Testing is a quick, destructive way to evaluate the mechanical properties of a crimp termination. When making a crimp, enough pressure must be applied to breakdown the oxides that build up on the stripped conductor and the tin plating on the inside of the terminal grip. This is necessary to provide a good metal-to-metal contact. If this does not occur, resistance can increase. Over crimping a crimp termination will reduce the circular area of the conductor and increase resistance.

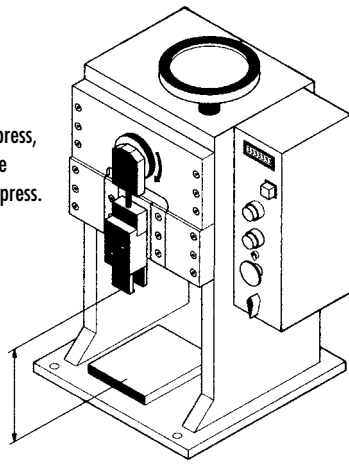
Pull Force Testing is also a good indicator of problems in the process. Cut or nicked strands in the stripping operation, lack of bellmouth or conductor brush, or incorrect crimp height or tooling will reduce pull force. Wire properties and stranding, and terminal design (material thickness and serration design), also can increase or decrease pull force levels.



## Introduction to Crimp Technology

### Shut Height

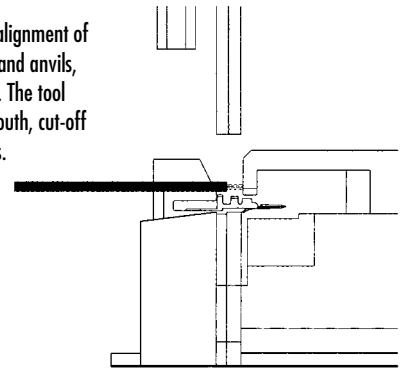
The distance, at bottom dead center on a press, from the tooling mounting base plate to the tooling connection point on the ram of the press.



### Terminal Position

The terminal position is set by the alignment of the terminal to the forming punch and anvils, and the carrier strip cut-off tooling. The tool set-up determines conductor bellmouth, cut-off tab length, and terminal extrusions.

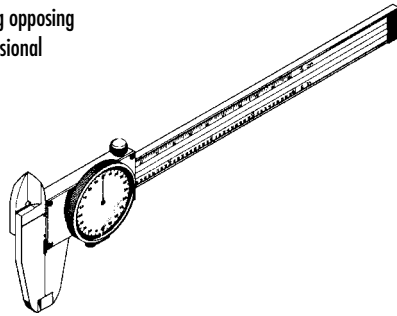
\*Consult individual terminal specifications



## Associated Materials

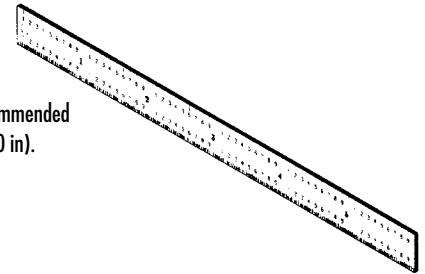
### Caliper

A gauge, consisting of two opposing blades, for measuring linear dimensional attributes.



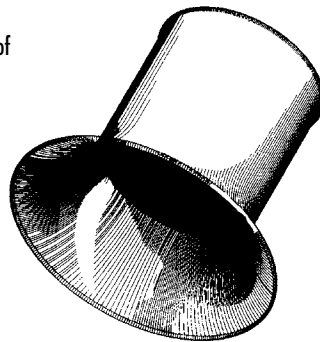
### Ruler (Pocket Scale)

This is used to estimate the five-piece measurement of bellmouth, cut-off tab, conductor brush, wire position, and strip length. The recommended maximum resolution is .5mm (.020 in).



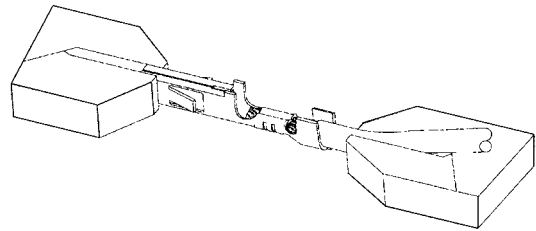
### Eye Loop

A magnification tool, normally 10x power or greater, which is used to aid visual evaluation of a crimp termination.



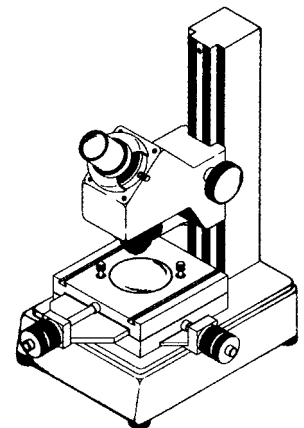
### Pull Tester (Reference Figure 5)

A device used to determine the mechanical strength of a crimp termination. Most pull testing is done with a device that clamps the wire, pulls at a set speed and measures force by means of a load cell. A pull tester also can be as simple as hanging fixed weights on the wire for a minimum of one minute.



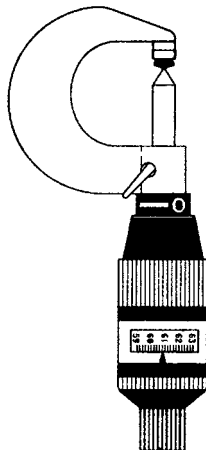
### Toolmaker's Microscope

This is used for close visual evaluation and statistical measurement of bellmouth, cut-off tab, conductor brush, wire position and strip length.



### Crimp Micrometer

This is a micrometer specifically designed to measure crimp height. The measurement is taken in the center of the crimp so it is not influenced by the conductor bellmouth. It has a thin blade that supports the top of the crimp while a pointed section determines the bottom-most radial surface.



## Insulation Displacement Technology Tooling Introduction



Insulation Displacement Technology (IDT) is a wire termination technique in which an insulated wire is pressed into a terminal slot smaller than the conductor diameter, displacing the insulation and forming an electrical contact between the terminal and conductor.

Insulation displacement offers 3 major advantages over other termination techniques:

- Electrical connectors are supplied to the customer with the terminals loaded into their final positions. This feature results in customer labor savings as additional operations are not required to complete the assembly.
- Hourly production rates are maximized through the simultaneous mass insertion of wires into multiple connectors.
- IDT allows for multiple connectors to be placed along a harness assembly (daisy chain) without the need to double terminate circuits.

Molex offers a full line of IDT terminating equipment ranging from simple hand tools to fully-automatic cable and discrete wire harness assembly machines. All tools are designed and manufactured using the latest technologies to ensure high quality in tool performance and in the product they produce.

### **Hand Tools**

Low-volume users can choose from a range of snap-on modules that mount to a common pistol or bench mounted holder. These modules can be easily changed to accommodate various connector styles. Typically, these tools yield production rates of approximately 300 terminations per hour.

### **Manual Press Tools**

For medium production volumes, Molex offers a variety of manual press bench tools designed to process cable or discrete wire to further increase productivity. For tools in this category, production rates of up to 250 assemblies per hour for cable or 500 terminations per hour for discrete wire are not uncommon.

### **Semi-Automatic Bench Tools**

For higher production volumes, Molex offers a variety of semi-automatic bench tools to increase the end users' productivity. For tools in this category, production rates of up to 900 assemblies per hour for cable or 1200 terminations per hour for discrete wire are normally realized. In addition to inserting wires into terminals, selected machine models are already equipped to:

- Automatically unload connectors from packaging such as extruded tubes, mylar film, etc.
- Perform secondary operations, for example, carrier strip breakoff, terminal insertion, product marking, etc.

### **Fully-Automatic Machines**

For large production requirements, Molex offers its customers fully-automatic modular assembly machines. This modular concept allows machines to be designed and built to meet exact customer requirements. Additionally, this concept enables customers to add options at a future date as production needs change. In general, machines in this category produce 10,000 terminations per hour or better. All machines are designed with fully-integrated PLC controls that include "user-friendly" self-diagnostic software features to minimize set-up time and maximize machine uptime and system utilization.

### **Special Machines**

Molex can quote special machines upon request with optional features that parallel the Phoenix™/Eagle™ Series. In general, these machines differ by the manner in which connector termination and wire handling is accomplished. Additionally, daisy chain and different connector orientations can be accomplished.

# Molex Crimp Tooling

Within the family of Molex Crimp Tooling there are three levels:

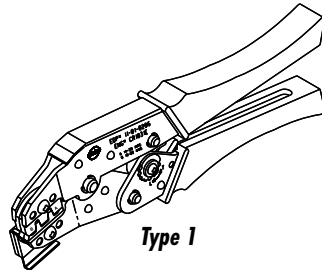
- Manual Crimp Hand Tools
- Semi-Automatic Crimp Presses and Tools
- Fully-Automatic Crimp Wire Processor Tools

## Manual Crimp Hand Tools

These products are used for prototype and field repair work. These tools are not designed for production work.

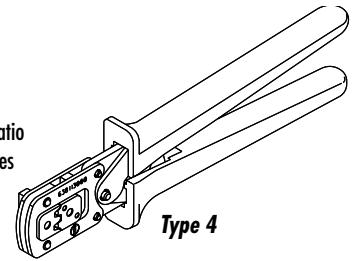
### Type 1

- Improved ergonomic design which improves comfort and grip
- Small handle spread which make this style tool ideally suited for end users
- Ratchet with safety release that ensures consistent performance
- This tool type reduces work-related injuries
- CR prefix for Molex-US
- 63811 prefix for Molex-US



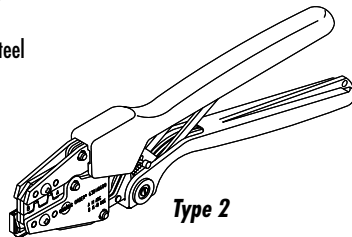
### Type 4

- Ergonomically designed soft handles
- Precisely designed crimping profiles with simple contact positioning
- Easy handling due to outstanding force ratio
- This tool type reduces work related injuries
- 63811 prefix for Molex-US



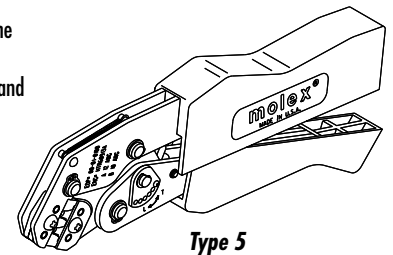
### Type 2

- Advanced ergonomic design with superior mechanical gain and lower handle forces which increases productivity
- High-strength, through-hardened alloy steel construction
- Ratchet with safety release that ensures consistent performance
- This tool type reduces work related injuries
- CR prefix for Molex-US
- 63811 prefix for Molex-US



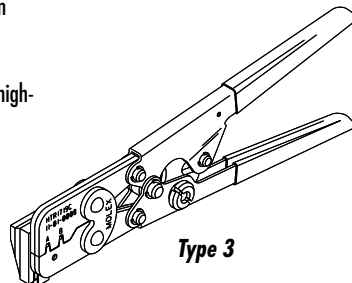
### Type 5

- Molded grips and an easy reach frame minimize user fatigue
- Compact lightweight design for wire and contact handling convenience
- Positive ratcheting assembly with emergency release
- This tool type reduces work related injuries



### Type 3

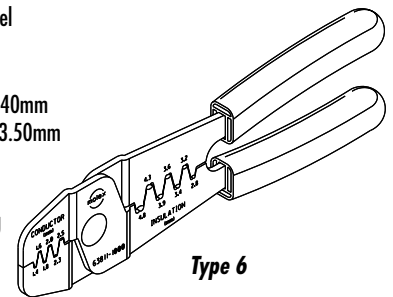
- Simple trouble-free full-cycle mechanism assures consistent terminations
- Each tool is precisely engineered
- All crimp cavities are fully machined in high-carbon steel, then heat treated
- HT prefix for Molex-US



### Type 6\*

- Inexpensive crimp tool for open barrel terminals
- Accepts wire range of 14-24 AWG
- Accepts material thickness of 0.15-0.40mm and conductor barrel length of 2.00-3.50mm
- Small handle spread design
- Insulated handles
- Ideal for field repair and prototyping
- Available in custom packaging for customer resale

\* Available through distribution only



# Semi-Automatic Bench Top Crimping Presses

## TM-3000™ Universal Press



**Industry standard air-feed crimp press is ideal for discrete wire and cable applications**

Molex's TM-3000 Universal Crimp Press provides an effective method of applying a wide range of side and rear-feed terminals to pre-stripped discrete wire and cable. The TM-3000 press is an inexpensive, electrically-controlled, direct-drive press designed for mid-volume, semi-automatic bench operations. This industry standard press will accept the most common industry standard applicators in the market place, thereby reducing tooling costs and providing production flexibility. This Molex air-feed crimp press will also accept Molex air-feed applicators that process product mounted on Mylar\* tape.

\*Mylar is a registered trademark of E.I. du Pont de Nemours and Company

### Features

- Accepts FineAdjust™ and Mini-Mac applicators with side and rear feeds; uses most industry standard applicators reducing tool costs and providing production flexibility
- Direct-drive, split-cycle press accepts Molex air-feed applicators for terminals mounted on tape
- Shut-height adjustment level pre-set to industry standard 135.80mm (5.45") to accept industry standard applicators and allow for adjustment to hit the crimp height target
- Re-settable count provides accurate batch counting
- Meets OSHA safety and noise requirements reducing risk of injury
- Safety interlock switch is attached to guard preventing press from cycling if guard is open during operation

### Electrical

Voltage: 63800-8300—115V AC, 1 Ph, 60Hz, 5.8A  
63800-8400—230V AC, 1 Ph, 50Hz, 2.9A

### Mechanical

Dimensions (with reel mounting):

Height—1,260mm (49")  
Width—560mm (22")  
Depth—686mm (27")

Dimensions (without reel mounting):

Height—1,044mm (41.00")  
Width—350.00mm (13.70")  
Depth—686.00mm (27.00")

Weight: Gross—159kg (350 lb)

Unpacked—145kg (320 lb)

Mechanics: Stroke 38.10mm (1.50")

Rate: 2500 terminations per hour, depending on operator's skill and application; up to 10 AWG (5.0mm<sup>2</sup>) of copper conductor

Description	Order No.	Volts	Used With
TM-3000™	<a href="#">63801-7200</a>	115V	FineAdjust and Mini-Mac Applicators
	<a href="#">63801-7300</a>	230V	

## TM-42 Crimp Press



The TM-42 Crimping Press provides an effective method of applying a wide range of side feed terminals to a pre-stripped discrete wire and cable. The TM-42 is an inexpensive, electrically controlled, single cycle flywheel press designed for mid-volume, semi-automatic bench operation.

The TM-42 exclusively uses Molex T2 Terminator Dies and Molex Terminator Dies. These two types of dies are very inexpensive and make this crimping system economical.

### Features

- Utilizes the Molex T2 and Terminator Die Tooling
- Independent conductor and insulation adjustments with position indicators for quick and accurate adjustments
- Can terminate most terminals from the Molex product line
- TM-42 has tooling available which allows for the termination of FFC and IDT connectors
- Quick release tooling feature for fast, simple changeover that will increase productivity
- Ability to remove upper crimp tooling without the need to remove lower die
- Meets OSHA safety and noise standards plus this press is CE approved for use in Europe
- Totally enclosed for operator safety, including power shut-off if guard is not properly in place
- Complete press designed to metric standards

### Electrical

Voltage: 69002-5001—115V AC, 1 Ph, 60Hz, 5.8A  
69002-5000—230V AC, 1 Ph, 50Hz, 2.9A

### Mechanical

Dimensions (with reel mounted):

Height—1,150mm (45.00")  
Width—540mm (21.20")  
Depth—330mm (13.00")

Dimensions (without reel mounted):

Height—950mm (36")  
Width—330mm (13")  
Depth—330mm (13")

Weight: Gross—110kg (242 lb)

Unpacked—100kg (220 lb)

Processing Capability: 2500 terminations per hour, depending on operator's skill and application; up to 10 AWG (4.0mm<sup>2</sup>)

Description	Order No.	Volts	Used With
TM-42	<a href="#">69002-5001</a>	115V	Molex T2 and Terminator Die Tooling
	<a href="#">69002-5000</a>	230V	

# Semi-Automatic Bench Top Crimping Presses

## 3BF Bench Press\*



### Features

- Utilizes Molex Base Unit and TM-40/42 Terminator Dies and notching dies
- Meets OSHA safety and noise requirements
- Includes external work lamp
- Minimum electrical and mechanical maintenance
- Used 3BF Presses can be purchased on a rebuild basis only and are subject to availability

### Specifications

Size without Reel Arm: Width—711mm (28")  
 Depth—457mm (18")  
 Height—787mm (31")

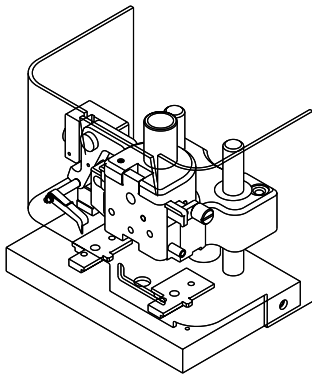
Size with Reel Arm: Width—940mm (37")  
 Depth—457mm (18")  
 Height—1016mm (40")

Weight: 79.5kg (175 lb)  
 Electrical: Voltage—110V AC, 60 Hz  
 Current—5.5A

Tonnage: 26.7kN (3 tons) 10 AWG  
 Stroke Length: 38.10mm (1.500")  
 Shut Height: Adjustable  
 Rate: Up to 2500 terminations per hour, dependent on operator speed and application

Note: 3BF replacement parts available from:  
 Benchmaster Products, Inc.  
 12981 E. 166th St.  
 Cerritos, CA 90701 (USA)  
 (310) 926-6906 or (800) 421-5225

## Base Unit Terminator



### Features

- Adapts to the Molex 3BF Press to accommodate TM-40/42 Terminator Dies
- Low cost method of achieving flexibility in terminating various contact configurations in the same press
- Adjustable positive feed positioning
- Quick insulation and conductor crimp height adjustments
- No press ram adjustments after initial set-up
- Safety guard included with each unit

### Specifications

Size: Width—190mm (7.5")  
 Depth—127mm (5")  
 Height—7.2mm (6.5")

Weight: 7.2kg (16 lb)

Adjustments: Conductor Crimp Height—0.025mm (.001")  
 Total Adjustments—0.625mm (.025")  
 Insulation Crimp Height—0.203mm (.008")  
 Total Adjustment—1.626mm (.064")

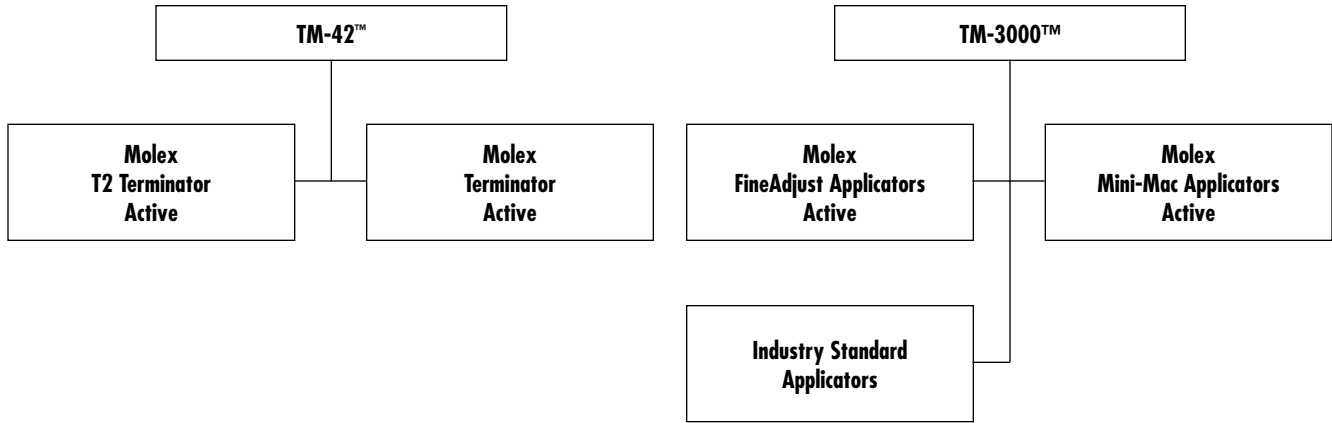
Description	Order No.	Used With
Base Unit Terminator for Molex 3BF Press	<a href="#">11-19-3001</a>	T2 and Terminator Dies

\*This press is not available for purchase

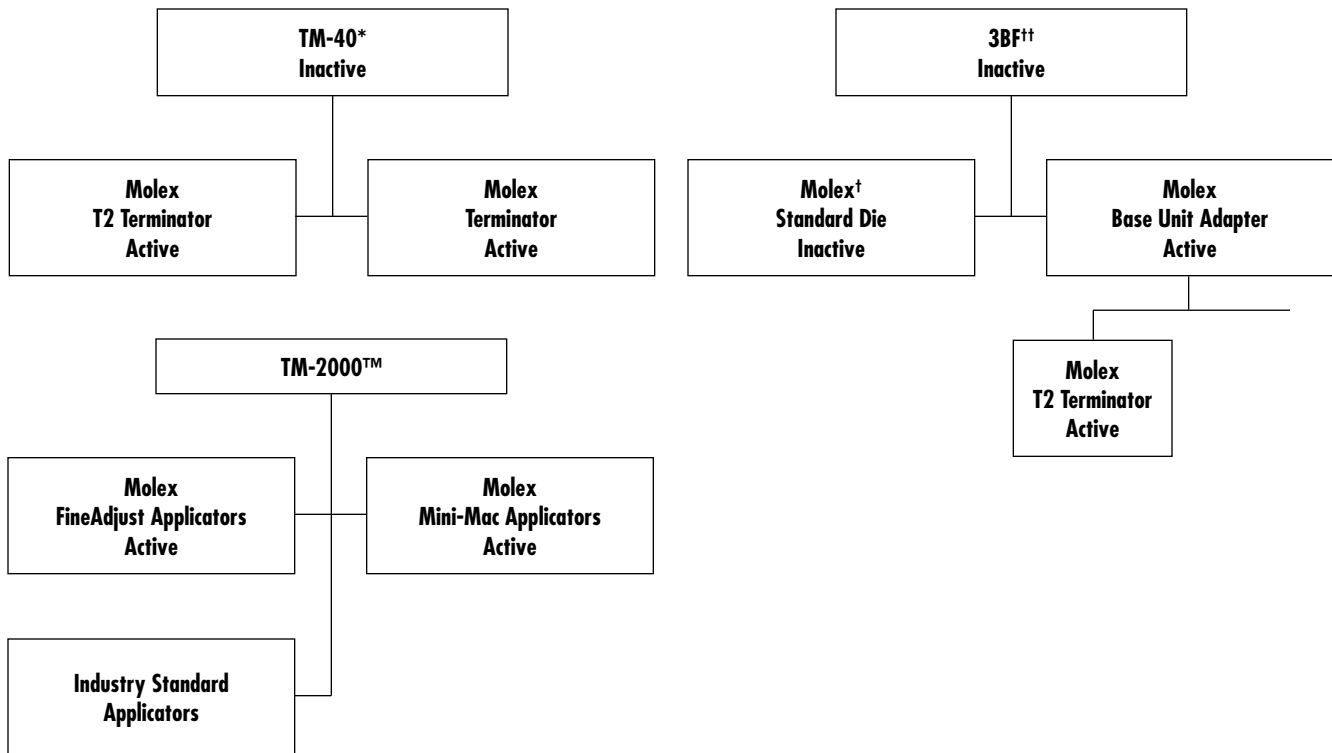


# Semi-Automatic Bench Top Crimp Press Tooling Matrix

## Active Semi-Automatic Press and Active Tooling Matrix



## Inactive Semi-Automatic Press and Active Tooling Matrix



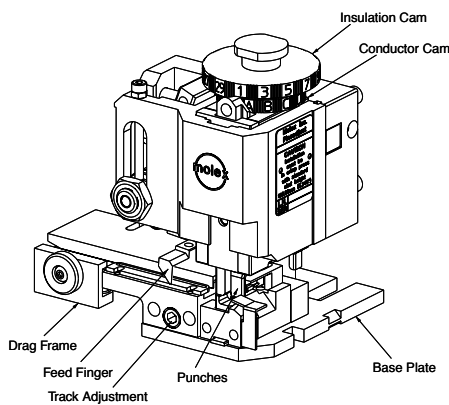
\*Inactive means Molex no longer manufactures that press; however, we still provide crimp tooling for customers who have those presses

†Repair parts are not available for the Standard Die

††On the 3BF press, Molex no longer supplies spare parts. Contact Benchmaster.

# Semi-Automatic Bench Top Crimp Press Tooling

## FineAdjust Applicator



The Molex FineAdjust Applicator is an improved version of the Molex Mini-Mac Applicator. The FineAdjust will be replacing the Mini-Mac where possible. Most 14 AWG and lower (16, 18, 20, etc.) will be designed into the FineAdjust Applicator over time.

The Molex FineAdjust Applicator is designed to provide an effective method of applying a wide range of side feed terminals to a prestripped discrete wire and cable. It is the most advanced version of a "universal" crimping tool available. This applicator works in the Molex TM-3000™ and TM-2000 Universal Press and in most industry standard presses. The FineAdjust applicator offers minimal setup time without the need for shimming, is versatile, reliable, easy to install, and is designed for mid- to high-volume, semi- or fully-automatic operations.

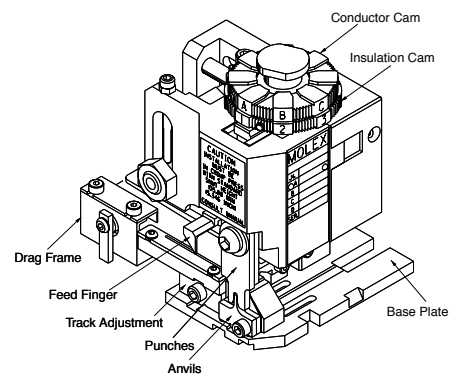
### Features

- Fine adjustment allows users to achieve target with little effort by adjusting on increments of 0.15mm (.0006") for conductor crimp height and .063mm (.0025") for insulation height
- Independent adjustment rings allow users to quickly adjust the conductor or insulation crimp height without affecting each other
- Quick tooling removal with the push of a button for fast and easy tooling change
- Track adjustment for bellmouth and cut-off tab is adjusted while the applicator is in the press for fast and easy setup
- Compatible with the Molex TM-3000™ and TM-2000 Universal Press and most industry standard presses, however, it does not fit into Molex TM-40/42 press
- Directly adapts to most automatic wire processing machines
- Quick set-up time; plus the crimp height, track and feed adjustments can be preset in applicator
- Applicator designed to industry standard mounting and shut height 135.80mm (5.346")
- FineAdjust available for most Molex brand terminals

### Mechanical

Dimensions: Height—152mm (6.00")  
 Width—132mm (5.20")  
 Depth—101mm (4.00")  
 Weight: Gross—5.4kg (12 lb)  
 Unpacked—4.1kg (9 lb)  
 Mechanics: Stroke 28.5mm (1.125") and 41.3mm (1.625")  
 Shut Height: 135.8mm (5.346")  
 Processing Capability: 2500 terminations per hour, depending on operator's skill and application

## Mini-Mac Applicator



The Molex Mini-Mac Applicator is designed to provide an effective method of applying a wide range of side feed terminals to a pre-stripped discrete wire and cable. This applicator works in the Molex TM-3000™ and TM-2000 Universal Press and in most industry standard presses. The Mini-Mac Applicator is versatile, reliable, easy to install, and is designed for mid- to high-volume, semi- or fully-automatic operations.

Terminals that are 12 AWG and larger (10, 8, etc.) will continue to be designed into the Molex Mini-Mac applicator. Terminals that are 14 AWG and smaller (16, 18, 20, etc.) will eventually be designed into the Molex FineAdjust applicator, where possible.

### Features

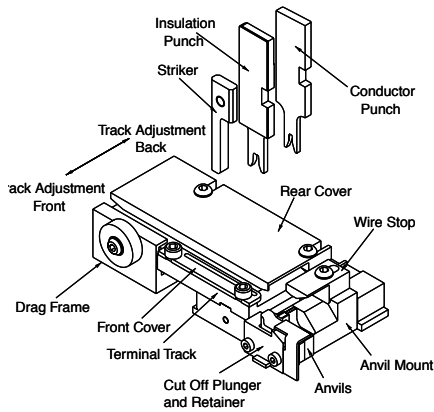
- Conductor and insulation rings allow quick adjustment for conductor and insulation diameter change
- Quick set-up time; plus the crimp height, track and feed adjustments can be preset in applicator
- Compatible with the Molex TM-3000™ and TM-2000 Universal Press and most industry standard presses, however, it does not fit into the Molex TM-40™ or TM-42™ presses
- Applicator designed to industry standard mounting and shut height 135.80mm (5.346")
- Directly adapts to most automatic wire processing machines
- Mini-Mac available for most Molex brand terminals

### Mechanical

Dimensions: Height—152mm (6.00")  
 Width—132mm (5.20")  
 Depth—101mm (4.00")  
 Weight: Gross—5.4kg (12 lb)  
 Unpacked—4.1kg (9 lb)  
 Mechanics: Stroke 28.5mm (1.125") and 41.3mm (1.625")  
 Shut Height: 135.8mm (5.346")  
 Processing Capability: 2500 terminations per hour, depending on operator's skill and application

# Semi-Automatic Bench Top Crimp Press Tooling

## T2 Terminator Dies



The Molex T2 Terminator is the newer version tool that allows for track adjustment. It contains the identical perishable tooling as the Molex FineAdjust applicator. (Center carrier excluded.) The Molex T2 Terminator will be replacing the Molex Terminator where possible. Most 14 AWG and lower (16, 18, 20, etc.) will eventually be designed into the T2 over time.

The Molex T2 Terminator is an easy to use tool for the termination of a variety of Molex crimp terminals. Production flexibility is obtained through the use of simple interchangeable tooling. The tooling is inexpensive, and unlike a modular applicator, all crimp height and terminal feed adjustments are located in the press. The terminator die can be installed in the TM-42, TM-40 presses or Base Unit adaptor, and is ideally suited for mid-volume bench operation.

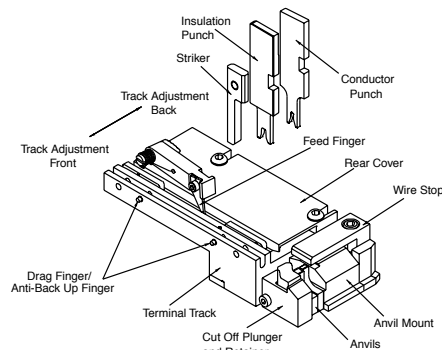
### Features

- Flexible and inexpensive
- Enhanced crimping productivity
- Simple installation
- Quick release punches
- T2 terminator has standardized tooling with Molex FineAdjust Applicator
- Track adjustment capabilities in the T2 Terminators for improved control of the bellmouth size and cutoff tab length

### Mechanical

Dimensions: Height—25mm (1.0")  
 Width—127mm (5.0")  
 Depth—44mm (1.8")  
 Weight: 1.4kg (3.0 lb)

## Terminator Dies



The Molex Terminator is an easy to use tool for the termination of a variety of Molex crimp terminals. Production flexibility is obtained through the use of simple interchangeable tooling. The tooling is inexpensive, and unlike a modular applicator, all crimp height and terminal feed adjustments are located in the press. The terminator die can be installed in the TM-42, TM-40 presses or Base Unit adaptor, and is ideally suited for mid-volume bench operation.

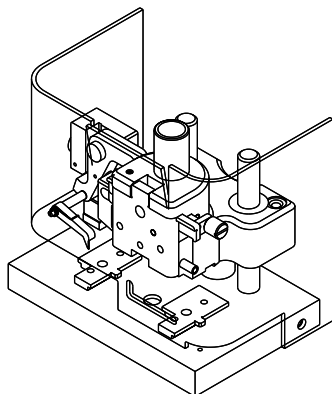
### Features

- Flexible and inexpensive
- Enhanced crimping productivity
- Simple installation
- Quick release punches

### Mechanical

Dimensions: Height—25mm (1.0")  
 Width—127mm (5.0")  
 Depth—44mm (1.8")  
 Weight: 1.4kg (3.0 lb)

## Base Unit Terminator



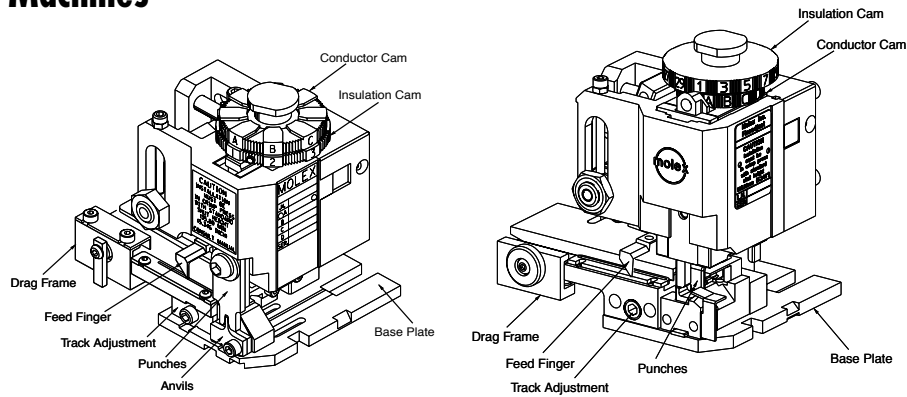
### Features

- Adapts to the Molex 3BF Press to accommodate TM-40, TM-42 Terminator Dies
- Low cost method of achieving flexibility in terminating various contact configurations in the same press
- Adjustable positive feed positioning
- Quick insulation and conductor crimp height adjustments
- No press ram adjustments after initial set-up
- Safety guard included with each unit

### Specifications

Size: Width—190mm (7.5")  
 Depth—127mm (5")  
 Height—7.2mm (6.5")  
 Weight: 7.2kg (16 lb)  
 Adjustments: Conductor Crimp Height—0.025mm (.001")  
 Total Adjustments—0.625mm (.025")  
 Insulation Crimp Height—0.203mm (.008")  
 Total Adjustment—1.626mm (.064")

# Fully Automatic Wire Process Machines



Molex does not offer a line of wire process machines. However, our FineAdjust and Mini-Mac Applicators are designed to work in most standard wire process machines. These applicators can be quickly changed over from pre-feed to post-feed for a wire processor. Contact Molex (1-800-786-6539) and ask for Application Tooling. We can answer questions and provide recommendations for wire processor machines.

## How to Order Crimp Tooling

*You need to answer the following questions:*

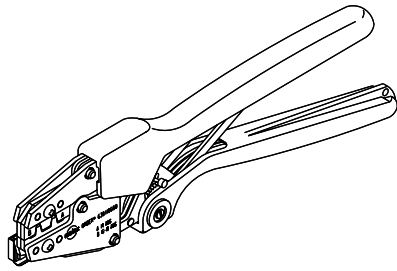
1. Verify you are using Molex Terminals and write down the product order number
  - Molex Application Tooling designs its tooling (hand tools, applicators, and dies) specifically for Molex terminals. If you are using non-Molex terminals, those terminals have not been qualified in our tooling. Therefore, we can not guarantee its performance.
2. Volume—You need to determine your volume requirement
  - Hand Tool—Prototyping and/or field repair
  - Semi-Automatic Tooling—Low to medium production volumes
  - Fully-Automatic—High product volumes
3. Wire Gauge—Verify the gauge wire you are using (For example, 16 AWG, 18-24 AWG)
4. Insulation Diameter—Verify the insulation diameter of the wire you will be using
5. What type of tooling are you currently using
  - This will help determine what type of tooling package is needed. For example, if you are using hand tools only and are inquiring about applicators, you will also need a press (TM-2000—Applicators, TM-42—Terminator Dies). If you are using applicators your production requirements may or may not require that you purchase another press.

# Wire Gauge Classifications\*

AWG	(Stranding/AWG)	Diameter	Circular Mils	Area	AWG	(Stranding/AWG)	Diameter	Circular Mils	Area
4/0	(2107/30)	13.26 (0.522)	210700	106.764 (0.16548)	20	(1)	0.81 (0.032)	1024	0.5189 (0.00080)
3/0	(1672/30)	11.79 (0.464)	167200	84.722 (0.13132)		(7/28)	0.97 (0.038)	1111	0.5631 (0.000873)
2/0	(1330/30)	10.52 (0.414)	133000	67.392 (0.10446)		(10/30)	0.89 (0.035)	1000	0.5067 (0.000785)
1/0	(1045/30)	9.35 (0.368)	104500	52.951 (0.08207)		(19/32)	0.94 (0.037)	1216	0.6162 (0.000955)
2	(665/30)	7.42 (0.292)	66500	33.696 (0.05223)		(26/34)	0.91 (0.036)	1032	0.5229 (0.000810)
4	(420/30)	5.89 (0.232)	42000	21.282 (0.03299)	(41/36)	1025		0.5194 (0.000805)	
6	(266/30)	4.67 (0.184)	26600	13.478 (0.02089)	22	(1)	0.64 (0.025)	640.1	0.3243 (0.000503)
8	(1/30)	3.73 (0.147)	16384	8.302 (0.01287)		(7/30)	0.76 (0.030)	700.0	0.3547 (0.000550)
	(19/21)		15433	7.820 (0.01212)		(19/34)	0.79 (0.031)	754.1	0.3821 (0.000592)
	(49/25)		15700	7.955 (0.01233)		(26/36)	0.76 (0.030)	650.0	0.3294 (0.000511)
	(133/29)		16983	8.605 (0.01334)	24	(1)	0.51 (0.020)	404.0	0.2047 (0.000317)
	(168/32)		16800	8.513 (0.01319)		(7/32)	0.58 (0.023)	442.4	0.2242 (0.000347)
	(665/36)		16625	8.424 (0.01306)		(10/34)	0.61 (0.024)	396.9	0.2011 (0.000312)
10	(1)	2.59 (0.102)	10384	5.261 (0.00816)		(19/36)	0.58 (0.023)	475.0	0.2407 (0.000373)
	(37/26)	2.92 (0.115)	9354	4.740 (0.00735)	(41/40)	404.2		0.2048 (0.000317)	
	(49/27)	2.95 (0.116)	9880	5.006 (0.00776)	26	(1)	0.40 (0.016)	252.8	0.1281 (0.000199)
	(105/30)		10500	5.320 (0.00825)		(7/34)	0.53 (0.021)	277.8	0.1408 (0.000218)
12	(1)	2.06 (0.081)	6529	3.308 (0.00513)		(10/36)	0.51 (0.020)	250.0	0.1267 (0.000196)
	(7/20)	2.44 (0.096)	7168	3.632 (0.00563)		(19/38)	0.48 (0.019)	298.0	0.1510 (0.000234)
	(19/25)	2.36 (0.093)	6088	3.085 (0.00478)	28	(1)	0.32 (0.013)	158.8	0.0804 (0.000125)
	(37/28)	2.29 (0.090)	5874	2.976 (0.00461)		(7/36)	0.33 (0.013)	175.0	0.0887 (0.000137)
	(65/30)	2.41 (0.095)	6500	3.294 (0.00511)	(19/40)	0.38 (0.015)	187.3	0.0949 (0.000147)	
	(165/34)		6549	3.318 (0.00514)	30	(1)	0.25 (0.010)	100.0	0.0507 (0.000079)
14	(1)	1.63 (0.064)	4109	2.082 (0.00323)		(7/38)	0.30 (0.012)	109.8	0.0556 (0.000086)
	(7/22)	1.85 (0.073)	4481	2.270 (0.00352)		(19/42)		117.8	0.0597 (0.000093)
	(19/27)		3831	1.941 (0.00301)	32	(1)	0.20 (0.008)	63.20	0.0320 (0.000050)
	(41/30)		4100	2.078 (0.00322)		(7/40)	67.27	0.0341 (0.000053)	
	(105/34)		4167	2.112 (0.00327)		(19/44)	0.23 (0.009)	76.00	0.0385 (0.000060)
16	(1)		1.29 (0.051)	2581	1.308 (0.00203)	34	(1)	0.160 (0.0063)	39.69
	(7/24)	1.52 (0.060)	2828	1.433 (0.00222)	(7/42)		0.191 (0.0075)	43.40	0.0220 (0.000034)
	(19/29)	1.47 (0.058)	2426	1.229 (0.00191)	36	(1)	0.127 (0.0050)	25.00	0.0127 (0.000020)
	(26/30)	1.50 (0.059)	2600	1.317 (0.00204)		(7/44)	0.152 (0.0060)	27.44	0.0139 (*****)
	(65/34)		2580	1.307 (0.00203)		38	0.102 (0.0040)	15.68	0.0079 (*****)
	(105/36)		2625	1.330 (0.00206)			0.079 (0.0031)	9.86	0.0050 (*****)
18	(1)		1.02 (0.040)	1624	0.823 (0.00128)		0.064 (0.0025)	6.20	0.0031 (*****)
	(7/26)	1.22 (0.048)	1770	0.897 (0.00139)	(1)		0.051 (0.0020)	3.92	0.0020 (*****)
	(16/30)	1.19 (0.047)	1600	0.811 (0.00126)			0.041 (0.0016)	2.46	0.0012 (*****)
	(19/30)	1.24 (0.049)	1900	0.963 (0.00149)		0.030 (0.0012)	1.54	0.0008 (*****)	
	(41/34)	1.19 (0.047)	1627	0.825 (0.00128)		0.025 (0.0010)	0.98	0.0005 (*****)	
	(65/36)		1625	0.823 (0.00128)					

\*Classifications of insulated round Copper conductors

# Application Tooling Hand Crimp Tools



### Features and Benefits

- Full-cycle ratcheting hand tool ensures complete crimps
- Long handles for comfortable crimping with reduced crimping force
- Precision user-friendly terminal locator wire stop holds terminals in the proper crimping position where required
- Insulation crimp adjustment allows a precise insulation crimp to meet or exceed the requirement of UL, CSA and Military Class II
- Three-nested tool available, which eliminates the need for additional tools in many applications

Description	Order No.	Used With
Crimp Hand Tools	Dependent on terminal. See website for details.	Molex terminals, splices, quick disconnects and vital relay terminals

## 19279-0001 Air Tool Crimper\*

## 19078-0307 Bench Adapter Assembly



### Features and Benefits

- Pneumatic tool weighing less than 2 pounds produces a higher output with less operator fatigue than standard ratchet-style hand tools
- Consistent, high-quality crimped terminals with die changeover in less than 2 minutes, which increases production output
- Multiple AT-200 die heads available, which provide for production flexibility for a wide range of terminals from 8 to 26 AWG
- All AT-200 crimp heads meet or exceed UL and CSA standards
- Operated on standard shop air (85.95 psi) and is perfect for assembly line operation


Description	Order No.	Used With
Air Tool	<a href="#">19279-0001</a>	Air Tool Heads
*Air Tool Head	Dependent on terminal. See website for details.	Air Tool
†Air Tool Bench Adapter	<a href="#">19078-0307</a>	Air Tool

\* Crimp head sold separately

† Air Tool Bench Adaptor sold separately

# Application Tooling Battery Terminals

## Hand-Held and Bench Mount Crimpers



### Features and Benefits

- Diamond, Hex and Metric crimping available in hand-held and bench mount models
- Bench mount also attaches to wall, service truck, etc.
- Bench mount tool is easier to use, safer and less likely to get damaged or lost
- Patented features
- Made in U.S.A.
- Connector cable range: 8 AWG through 250 MCM
- System of measurement: SAE
- UL listed when applied with Molex HexCrimp tools 19078-0007 and 19078-0008

Description	Order No.
Hand-Held Crimper 8 AWG-250 MCM	<a href="#">19078-0007</a>
Bench Mounted Crimper 8 AWG-250 MCM	<a href="#">19078-0008</a>
Replacement Dies	Contact Molex

## HexCrimp, Jr.

19078-0006



### Features and Benefits

- Lever-style crimping tool
- Designed for light- and medium-duty applications
- Crimp connectors 1 through 8 gauge
- Crimps all major brands of battery connectors, copper lugs and splices
- Adjustable crimp dies permanently attached
- Comfortable insulated handle

Description	Order No.
HexCrimp Jr. for 8-1 AWG	<a href="#">19078-0006</a>

19294-0008



### Features and Benefits

- Used for lower-volume production and maintenance jobs
- For non-insulated wire range 8 AWG through 4/0
- Excellent performance for the lowest cost

Description	Order No.
Manual compact maintenance tool for non-insulated 6-4/0 AWG	<a href="#">19294-0008</a>

19286-0065



### Features and Benefits

- Air Powered hydraulic crimper with a dieless head
- For crimping 8 AWG through 500 MCM non-insulated, and 8 AWG through 4/0 insulated ring tongue terminals and splices
- Compact and lightweight

Description	Order No.
Putt Pump Dieless Head System for 8 AWG-500 MCM non-insulated and 8 AWG-4/0 insulated	<a href="#">19286-0065</a>

# Application Tooling

**19286-0065**

## Putt Pump Dieless Head Crimper for Insulated and Non-Insulated Terminals and Splices



### Features and Benefits

- Crimps a wide range of products and does not require die set changes, which reduces the overall cost and provides production flexibility
- Swivel base and terminal locator included to provide the operator with a user-friendly tool to increase productivity
- Complete lightweight system that allows the tool to be moved and stored easily

### Specifications

Pneumatic: Supply Pressure—100 psi  
Air Pressure—125 psi max.  
Cycle Time: 15 seconds

Tool Order No.	Wire Gauge (AWG)	Operating Pressure
19286-0065	8	40 psi
	6	45 psi
	4	50 psi
	2	55 psi
	1	65 psi
	1/0	65 psi
	2/0	70 psi
	3/0	75 psi
	4/0	75 psi
	250 MCM	85 psi
	300 MCM	90 psi
	350 MCM	90 psi
	400 MCM	100 psi
	500 MCM	100 psi

Note: The pressure settings shown in the chart refer to the SPX power team pump that is currently shipped with the PPDH tool. Please review the instructions sent with your specific tool.

Description	Order No.	Used With
Hydraulic Hand Crimp Tool	<a href="#">19286-0065</a>	Insulated and non-insulated terminals and splices 8 AWG-4/0

# Application Tooling

**19286-0117**

## Putt Pump Hydraulic Head Crimper for Insulated and Non-Insulated Terminals and Splice



### Features and Benefits

- Multiple crimping dies available for a wide wire range, which provides production flexibility
- Crimping dies are easily and quickly interchanged to reduce production downtime
- Lightweight system that allows the tool to be moved and stored easily

### Specifications

Pneumatic: Supply Pressure—100 psi  
Air Pressure—125 psi max.  
Cycle Time: 15 seconds

Tool Order No.	Wire Gauge (AWG)	Die Set for the PPDH 19286-0117	
		VersaKrimp™ Terminals and Splices	NylaKrimp™ / InsulKrimp™ Terminals and Splices
19286-0117	8	<a href="#">19290-0001</a>	<a href="#">19289-0001</a>
	6	<a href="#">19290-0004</a>	<a href="#">19289-0004</a>
	4	<a href="#">19290-0007</a>	<a href="#">19289-0007</a>
	2	<a href="#">19290-0010</a>	<a href="#">19289-0010</a>
	1		
	1/0	<a href="#">19290-0011</a>	<a href="#">19289-0011</a>
	2/0	<a href="#">19290-0012</a>	<a href="#">19289-0025</a>
	3/0	<a href="#">19290-0028</a>	<a href="#">19289-0028</a>
	4/0	<a href="#">19290-0031</a>	<a href="#">19289-0031</a>

Description	Order No.	Used With
Hydraulic Hand Crimp Tool	<a href="#">19286-0117</a>	Insulated and non-insulated terminals and splices 8 AWG-4/0
Bench Adapter	<a href="#">19286-0051</a>	PPHLS



## Application Tooling

19286-0107

### DDLH Manual Crimp Hand Tool Dieless



#### Features and Benefits

- Hand-held tool with 360° swivel head that permits use in confined areas
- Crimps a wide range of terminals for production flexibility
- External pressure adjustment allows operator to change setting easily
- Insulated fiberglass handles reduce shock hazard
- Steel carrying case included to prevent damage to the tool

#### Mechanical

Dimensions: Width—146mm (5.75")  
Length—554mm (22.00")  
Weight: 5.22kg (11.50 lb)  
Force Output: 6.2 tons at 10,000 psi

Tool Order No.	Wire Gauge (AWG)	Pressure Setting
19286-0107	8	3.0
	6	3.5
	4	4.0
	2	4.5
	1	6.0
	1/0	6.0
	2/0	6.5
	3/0	7.0
	4/0	7.0

Description	Order No.	Used With
Hand Crimp Tool	19286-0107	Insulated and non-insulated terminals and splices 8 AWG-4/0

## Application Tooling

64001-3900

### Heavy-duty Crimper



#### Features and Benefits

- Heavy-duty cable crimping tool with hand-held precision
- Handles insulated and non-insulated terminals in wire sizes 2 to 8 AWG
- Perfect for maintenance and lower-volume requirements
- A ratchet feature is standard
- Long handles give maximum mechanical advantage

Description	Order No.	Used With
Crimp Hand Tool	64001-3900	Insulated and non-insulated terminals, 2-8 AWG

## Application Tooling

19284-0034

E-406

### Manual Crimp Hand Tool



#### Features and Benefits

- Three interchangeable die sets come with the tool and are stored on the handle when not in use, which provides flexibility
- High-quality construction will provide longevity with proper care of the hand tool

#### Specifications

Weight: 1.81kg (4.0 lb)  
Size: Height: 457mm (18.0")

Tool Order No.	Wire Gauge (AWG)	Die Insert
19284-0034	8	Insert A
	6	
	4	
	2	Insert C
	1	
	1/0	Insert B
	2/0	
	3/0	No Insert
	4/0	

Description	Order No.	Used With
Hand Crimp Tool	19284-0034	Insulated and non-insulated terminals and splices 8 AWG-4/0

Note: On some standard and minimum gauge cables, re-crimping the assembly with the next smaller insert may be advisable for maximum circuit efficiency.

# ATP-301 Air Tape Press

19228-0030



The ATP-301 air crimping press is an economical, electrically-controlled, air-powered termination machine. It is designed to provide an effective method for low cost, high-quality terminations of all Molex mylar tape carried products, sizes 8 to 26 AWG. It is extremely versatile and works in many manufacturing environments.

### Features and Benefits

- Accepts multiple, inexpensive die sets, which provides production flexibility
- Die set and product changeovers are quick and easy, reducing production down time
- Compact design and light weight make this unit ideal for a production environment
- Double index feature allows products with double spacing to process through this unit with the proper die set
- Meets ISO standards

### Specifications

Air Pressure: 95-100 psi (at the press)

6.55 / 7.58 Bar

Air Volume: 1 Press 1.5 scfm (.00071m<sup>3</sup>/s)

### Electrical

Voltage: 120V AC, 60 Hz

### Mechanical

Dimensions (With 24" Reel Mounting):

Height—889.00mm (35.00")

Width—1009.60mm (39.75")

Dimensions (Without Reel Mounting):

Height—355.60mm (14.00")

Width—355.60mm (14.00")

Depth—279.40mm (11.00")

Weight: Gross—115kg (52 lb)

Unpacked—97kg (44 lb)

Tape Reel Sizes: 355.60mm (24.00")

635.00mm (24.00")

### Production Rate

Dependent on terminal product selection and operator skill

Single Index—2800 per hour

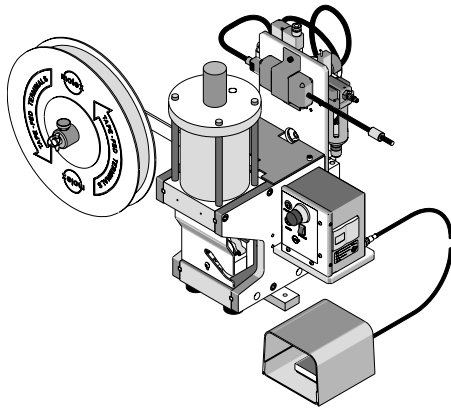
Double Index—2500 per hour

Description	Order No.	Used With
ATP-301 Air Crimp Press	19228-0030	Tape Carried Product, 8-26 AWG*

\*Some tool kits available for 6 AWG product; however, the press is recommended to 10 AWG. 6 AWG and 8 AWG product should be for small prototype runs only—not production. Proceed at your own risk. For 4 to 8 AWG insulated and non-insulated terminal production runs, please see the 19047-0001 (ATP-201) Air Tape Press.

# ATP-201™ Air Tape Press

19047-0001



The ATP-201 (19047-0001) Air Tape Press is an economical, electrically controlled, air powered termination machine. It is designed to provide an effective method for low cost, high quality terminations of Molex tape carried products including 4 to 8 AWG insulated and non-insulated terminals and 2 to 8 AWG non-insulated BCL series lugs.

### Features and Benefits

- Accepts multiple, inexpensive die sets, which provide production flexibility
- Die set and product changeovers are quick and easy, reducing production down time
- Compact design and light weight make this unit ideal for a production environment
- Double index feature allows products with double spacing to process through this unit with the proper die set
- Meets ISO standards

### Electrical

Voltage: 120V AC, 60 Hz

### Air Pressure

95-110PSI (At the press)

6.55/7.58 Bar

### Air Volume

1 Press 1.5 scfm (.00071m<sup>3</sup>/s)

### Mechanical

Dimensions (With 24" Reel Mounting):

Height—889.00mm (35.00")

Width—1009.60mm (39.75")

Dimensions (Without Reel Mounting):

Height—491.50mm (19.35")

Width—355.60mm (14.00")

Depth—279.40mm (11.00")

Weight: Gross—220.4kg (100 lbs.)

Unpacked—165.4kg (75 lbs.)

Tape Reel Sizes: 355.60mm (14.00")

635.00mm (24.00")

### Production Rate

Dependent on terminal product selection and operator skill

Single Index—2800 per hour

Double Index—2500 per hour

Description	Order No.	Used With
*ATP-201 Air Tape Press	19047-0001	Tape Carried Product, 4-8 AWG insulated and non-insulated terminals and 2-8 AWG non-insulated BCL lugs

\*Press accepts multiple die sets (not ATP-301 die sets). Review Molex tape product part number on Molex website to see the proper die set for ATP-201 that is linked. If unable to find the proper die set, please call 1-800-786-6539 and speak with a Molex Inside Sales representative

# MagKrimp™ Application Tooling

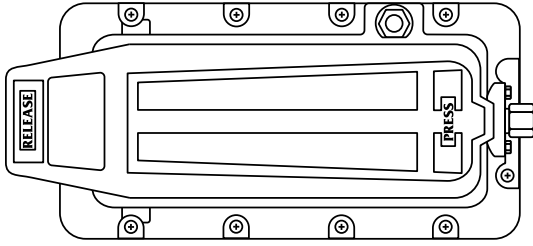
## 19286 Hydraulic Pump

### Features and Benefits

- Air-driven hydraulic pump with foot actuator
- Pump, hold and release modes of operation
- Equipped with pioneer male hydraulic coupler
- Torqued for 6.35mm (.250") NPT air hose fitting (not supplied)
- For light- to medium-duty OEM applications
- Operates all hydraulic installing heads

### Specifications

Pressure: 10,000 psi max.  
 Recommended Operation Pressure: 9600 to 10,000 psi at 90 to 95 psi  
 Minimum Air Operating Pressure: 90 psi  
 Maximum Air Operating Pressure: 120 psi  
 Reservoir Capacity: 17 lb  
 Size: 10" L by 5" W by 7-3/4"



Description	Order No.
Hydraulic Pump	<a href="#">19286-0059</a>
6 Foot Hydraulic Hose	<a href="#">19286-0041</a>
10 Foot Hydraulic Hose	<a href="#">19286-0042</a>

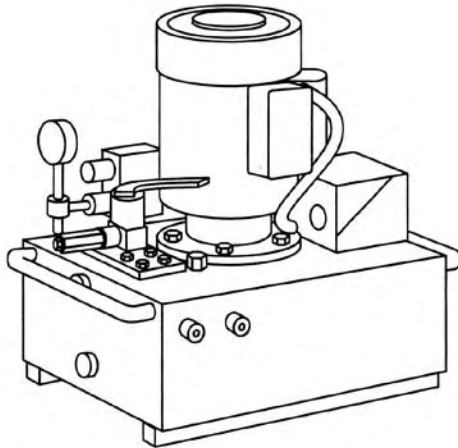
# Electric Hydraulic Pump

## 19078-0160

This high-pressure, heavy-duty hydraulic pump is used with single action cylinders and tools rated for 10,000 PSI operation. This pump is equipped with a special control circuit that requires full hydraulic pressure to be developed before the crimping will open. This assures that a proper crimp is made independent of operator judgment.

### Specifications

Motor Rating: 1-1/2 H.P. 115 Volts - 60 Hz - 23 Amps  
 Maximum Pressure: 10,000 psi  
 Pumping Capacity: 235 cu. in./min. at 200 psi  
 61 cu. in./min. at 8,000 psi  
 Reservoir Volume: 2 gal (1-1/4 gal useable) hydraulic oil (ASTM1 viscosity grade of 215)  
 Overall Dimensions: Four 1/2-20NF mounting holes, 10" by 8"  
 Pump is equipped with casters which snap into mounting holes to permit easy movement.  
 Weight: 60 lb without oil  
 Applications: Pump is suitable for use with all Molex hydraulic tools



Description	Order No.
Electric Hydraulic Pump	<a href="#">19078-0160</a>
6 Foot Hydraulic Hose	<a href="#">19286-0041</a>
10 Foot Hydraulic Hose	<a href="#">19286-0042</a>
Rebutt Electric Hydraulic Pump	<a href="#">64001-0081</a>
Accessories: Hand Switch	<a href="#">19078-0197</a>
Accessories: Foot Switch	<a href="#">19078-0196</a>

# MagKrimp™ Application Tooling

19078

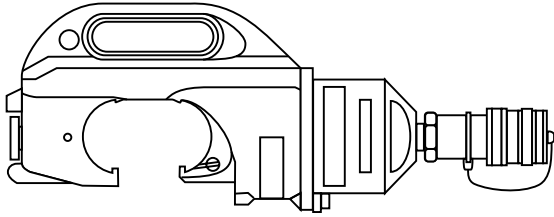
Hydraulic Head (Open Yoke) 12 Ton  
14 AWG to 230,000 CMA

### Features and Benefits

- Crimp taps, butt and parallel splices and terminals
- Can be hand-held, suspended from above or bench mounted

### Physical

Overall Length: 11-1/2"  
Width: 4-1/4"  
Operating Pressure: 10,000 psi max.  
Weight: 10 lb  
Output: 24,000 lb nominal



Description	Order No.
Includes Head 19078-0129, Pump 19253-0079 and Hoses. Light to medium duty applications.	<a href="#">19078-0122</a>
Includes Head 19078-0129, Heavy Duty Electric Hydraulic Pump 19078-0160 Hoses and Foot Pedal. Heavy duty applications.	<a href="#">19078-0192</a>
Accessories: Optional Bench Mount Bracket	<a href="#">19286-0051</a>

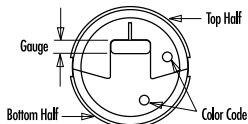


Fig. 1

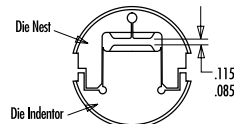



Fig. 2

Die Order No.	Fig.	Color Code	Terminal Order No.	Die Gauging	
				Maximum	Minimum
<a href="#">19078-0130</a>	1	Red	<a href="#">19195-1012</a>	.174	.162
			<a href="#">19195-1006</a>		
			<a href="#">19195-1022</a>		
			<a href="#">19195-1002</a>		
			<a href="#">19195-1115</a>		
<a href="#">19078-0131</a>	1	Blue	<a href="#">19195-1004</a>	.246	.234
			<a href="#">19195-1007</a>		
			<a href="#">19195-1035</a>		
			<a href="#">19195-1021</a>		
			<a href="#">19195-1037</a>		
			<a href="#">19195-1011</a>		
			<a href="#">19195-1019</a>		

Die Order No.	Fig.	Color Code	Terminal Order No.	Die Gauging	
				Maximum	Minimum
<a href="#">19078-0132</a>	1	Green	<a href="#">19195-1027</a>	.470	.464
			<a href="#">19195-1056</a>		
			<a href="#">19195-1085</a>		
			<a href="#">19195-1136</a>		
			<a href="#">19195-1138</a>		
<a href="#">19078-0133</a>	1	White	<a href="#">19195-1018</a>	.112	.097
<a href="#">19078-0134</a>	1	Yellow	<a href="#">19195-1005</a>	.194	.179
<a href="#">19078-0176</a>	1	Orange	<a href="#">19195-1032</a>	.374	.359
<a href="#">19078-0135</a>	2	None	<a href="#">19195-1023</a> , 1034, 1031, 1040, 1041, 1044, 1047	*	

\* Dies do not bottom. Gauge height will depend on number and size of wires in barrel. Pump must deliver 9800 psi.

## Adapter Sets



Molex adapter die sets consists of two nests, upper and lower, which are interchangeable. One set is to be used only with AMP's hydraulic tool 69082. The dies fit into the AMP tool the same way as AMP's dies fit into the 69082 crimp head. The second set is for AMP's tool 69099.

Die Order No.	Description	AMP Tool No.
<a href="#">19078-0818</a>	Adapter die set Individual upper/lower die set	69082
<a href="#">19078-0819</a>		
<a href="#">19078-0825</a>		
<a href="#">19078-0826</a>		
<a href="#">19078-0826</a>		
<a href="#">19078-0826</a>		69099

The Molex adapter die sets are designed for the following MagKrimp dies only.

Die Order No.	Description	AMP Tool No.
<a href="#">19078-0130</a>	Red	69082
<a href="#">19078-0131</a>	Blue	
<a href="#">19078-0132</a>	Green	
<a href="#">19078-0133</a>	White	
<a href="#">19078-0134</a>	Yellow	
<a href="#">19078-0135</a>	None	69099
<a href="#">19078-0176</a>	Orange	
<a href="#">19078-0800</a>	Red	
<a href="#">19078-0803</a>	Blue	
<a href="#">19078-0806</a>	White	
<a href="#">19078-0809</a>	Yellow	

# MagKrimp™ Application Tooling

**19078**

**Hydraulic Head (Closed Yoke)**

**12 Ton**

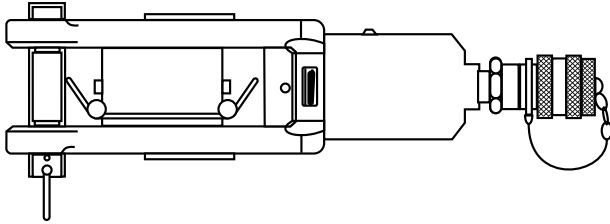
**14 AWG to 215,000 CMA**

### Features and Benefits

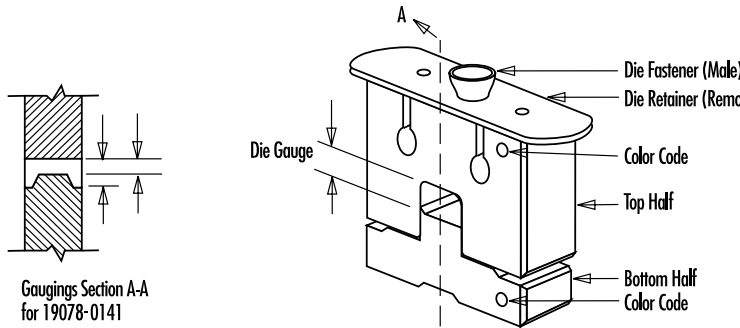
- Crimps butt splices, parallel splices and terminals
- Can be hand held or bench mounted
- Offers maximum clearance for crimping short leads or tight spaces

### Physical

Overall Length: 14-1/2"  
 Width: 3-5/16"  
 Operating Pressure: 10,000 psi max.  
 Weight: 15 lb  
 Output: 24,000 lb nominal



Description	Order No.
Includes Head 19078-0136, Pump 19253-0079 and Hoses Light to medium duty applications	<a href="#">19078-0123</a>
Includes Head 19078-0136, Heavy Duty Electric Hydraulic Pump 19078-0160, Hoses and Foot Pedal Heavy duty applications.	<a href="#">19078-0194</a>



Gaugings Section A-A  
for 19078-0141

Die Order No.	Color Code	Terminal Order No.	Die Gauging	
			Maximum	Minimum
<a href="#">19078-0137</a>	Red	<a href="#">19195-1022</a>	.174	.162
		<a href="#">19195-1006</a>		
		<a href="#">19195-1012</a>		
		<a href="#">19195-1115</a>		
		<a href="#">19195-1002</a>		
<a href="#">19078-0138</a>	Blue	<a href="#">19195-1004</a>	.246	.234
		<a href="#">19195-1019</a>		
		<a href="#">19195-1011</a>		
		<a href="#">19195-1007</a>		
		<a href="#">19195-1035</a>		
		<a href="#">19195-1021</a>		
		<a href="#">19195-1037</a>		
		<a href="#">19195-1056</a>		
<a href="#">19078-0139</a>	Green	<a href="#">19195-1085</a>	.470	.464
		<a href="#">19195-1136</a>		
		<a href="#">19195-1138</a>		
<a href="#">19078-0140</a>	Yellow	<a href="#">19195-1005</a>	.190	.183
<a href="#">19078-0141</a>	White	<a href="#">19195-1018</a>	A.108	.102
			B.122	.114

# MagKrimp™ Application Tooling

**19078**

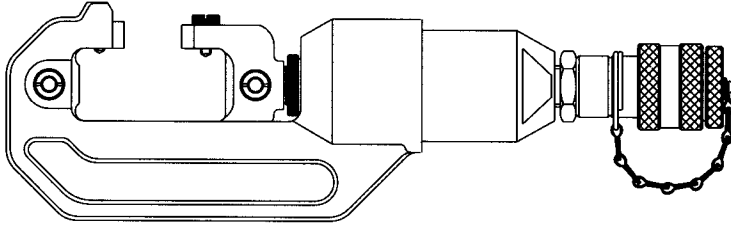
**Hydraulic Head (Open Yoke)  
6 Ton**

### Features and Benefits

- Crimp taps, butt and parallel splices and terminals
- Can be hand held, suspended from above or bench mounted

### Physical

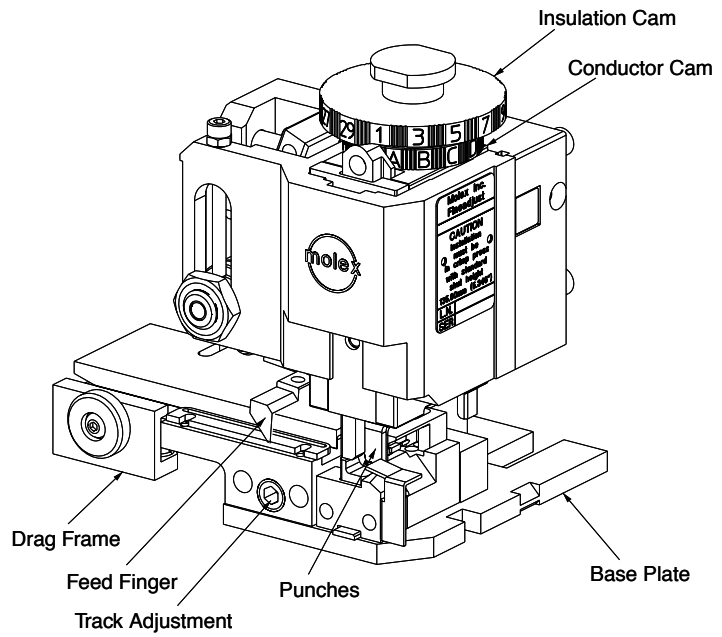
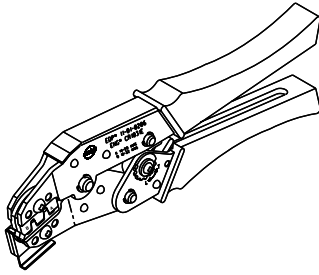
Overall Length: 13.5"  
Width: 3.55"  
Operating Pressure: 10,000 psi max.  
Weight: 7 lb  
Output: 12,000 lb nominal



Description	Order No
Open Yoke 6 Ton Head	<a href="#">19078-0789</a>

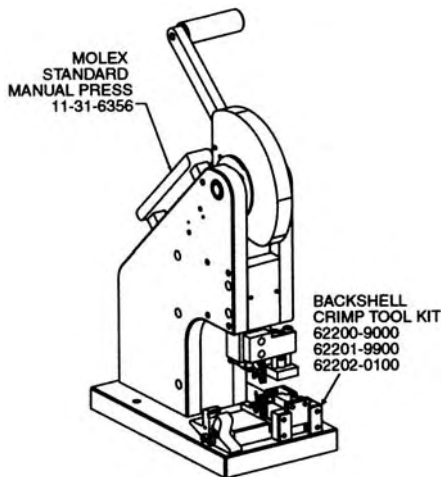
Die Order No.	Color Code	Terminal Order No.	Die Gauging	
			Maximum	Minimum
<a href="#">19078-0800</a>	Red	<a href="#">19195-1012</a>	.174	.162
		<a href="#">19195-1006</a>		
		<a href="#">19195-1022</a>		
		<a href="#">19195-1002</a>		
<a href="#">19078-0803</a>	Blue	<a href="#">19195-1004</a>	.246	.234
		<a href="#">19195-1007</a>		
		<a href="#">19195-1035</a>		
		<a href="#">19195-1021</a>		
		<a href="#">19195-1037</a>		
		<a href="#">19195-1011</a>		
		<a href="#">19195-1019</a>		
<a href="#">19078-0806</a>	White	<a href="#">19195-1018</a>	.112	.097
<a href="#">19078-0809</a>	Yellow	<a href="#">19195-1005</a>	.194	.179

# Application Tooling Commercial Micro-D Crimp Tooling for Contact



Description	Order No.	Product No.
Hand Tool	<a href="#">63811-4800</a>	83000
FineAdjust Applicator	<a href="#">63862-2000</a>	
TL Terminator Die	<a href="#">63852-2000</a>	

# Commercial Micro-D Strain Relief Crimp Tooling



Circuits	Description	Order No.	Product No.
9	Hand Tool	<a href="#">62100-0900</a>	83421
15		<a href="#">62100-4100</a>	83442
25		<a href="#">62100-4200</a>	83424
9	Press and Tool Kit	<a href="#">62200-8900</a>	83421
15		<a href="#">62201-9800</a>	83442
25		<a href="#">62202-0000</a>	83424
9	Tool Kit Only	<a href="#">62200-9000</a>	83421
15		<a href="#">62201-9900</a>	83442
25		<a href="#">62202-0100</a>	83424
All	Press Only	<a href="#">11-31-6356</a>	All

# Insulation Displacement Technology (IDT) Tooling Hand Tools

## Manual RF Coaxial and Ferrule Hand Tool

- For low-volume or portable applications
- Common tool frame with interchangeable dies
- High-quality, high-leverage tool frame
- Eccentric adjustment for closing force
- Full-cycle ratchet for complete crimp
- Ferrule crimp tools have 2 positions, 1 for large diameter and 1 for small diameter requiring 2 actuations to complete a ferrule crimp



Handle



Complete Tool



RF Dies



Ferrule Crimp Die

Description	Order No.		Connector Series	Ferrule Part No.	Ferrule Size (OD)
	Complete Tool	Dies Only			
Hand Tool Frame Only	<a href="#">11-31-6379</a>				
Hand Tool for RF	Order dies and frame separately	<a href="#">11-31-9025</a>	BNC, TNC, for RG/U 55, 58, 141A, 142B	RF Connector	
		<a href="#">11-31-9026</a>	BNC, TNC, for RG/U 59, 62		
		<a href="#">11-31-9027</a>	BNC for RG/U Cable 174, 188, 316		
Ferrule Crimp Hand Tool	Order dies and frame separately	<a href="#">11-32-4152</a>	SEMCONN™ 4 circuit	89-00-3104	7.72/6.45 (.304/.254)
		<a href="#">11-32-4153</a>	SEMCONN 6 circuit	89-00-3106	8.36/7.09 (.329/.279)
		<a href="#">11-32-4154</a>	SEMCONN 8 circuit	89-00-3108	8.86/7.57 (.349/.298)
		<a href="#">11-32-4155</a>	SEMCONN 16 circuit	89-00-3116	10.47/9.19 (.412/.362)
		<a href="#">62100-0100</a>	<a href="#">62100-0101</a>	LFH™	71256-0001
	<a href="#">62100-0200</a>	<a href="#">62100-0201</a>	LFH	71256-0002	12.17/10.64 (.479/.419)



# Insulation Displacement Technology Tooling

## Modular Discrete Wire and Ribbon Cable Hand Tools

- Single tool handle with series of snap-on modules for a variety of connectors
- Most modules for discrete wire automatically index to the next position
- A complete tool requires that both a handle and a module be ordered
- Full cycle ratchet feature to assure complete terminations
- For low volume, prototyping and repair
- Pneumatic adapters available



Modular System



A—Hand Tool Handle



Complete Tool



B



C



C



E



F



G



H


Description	Order No.	Type	Use With
Hand Tool Handle	<a href="#">63600-0478</a>	A	Required for all modules
Discrete Wire, Feed-To Only, Self-Indexing			
Description	Order No.	Type	Use with Molex Connector
Module for 2.00mm	<a href="#">11-39-0273</a>	B	30452
Module for 2.50mm SPOX™	<a href="#">69008-0290</a>		42219, 42254
Module for 2.50mm "User Friendly"			90650, 90652
Module for 2.50mm (.098") and 2.54mm (.100")	<a href="#">69008-0225</a>	C	7720, 7720S, 7745, 8951, 40555, 40775, 40798, 40922
Module for 2.54mm (.100")	<a href="#">11-21-5196</a>		7674, 7675, 8633, 40119, 40749, 40791, 40915, 41101
Module for 3.96mm (.156")			6952, 7823, 7933, 7935
Module for 5.00mm (.197") and 5.08mm (.200")	<a href="#">69008-0270</a>	B	70400, 70475, 90187
Module for 2.54mm (.100")	<a href="#">62100-0700</a>		71178
	<a href="#">62100-0300</a>		

\* Module power adapter includes 2 bottom bars to accommodate all ribbon cable modules

Discrete Wire, Feed-To and Feed-Through, Self-Indexing			
Description	Order No.	Type	Use with Molex Connector
Module for 4.19mm (.165")	<a href="#">11-39-0303</a>	B	71690, 71694
Module for 3.96mm (.156")	<a href="#">62100-0400</a>	D	7674, 7675
Discrete Wire, Mass Terminate, No Index			
Description	Order No.	Type	Use with Molex Connector
Module for 5.08mm (.200")	<a href="#">11-21-9756</a>	E	70156
	<a href="#">11-32-6027</a>	E	71156
Ribbon Cable, Mass Terminate, No Index			
Description	Order No.	Type	Use with Molex Connector
Module Power Adapter and Table Clamp*	<a href="#">11-31-3337</a>	F	Required for all ribbon cable modules
Module for 1.27mm (.050") MX50™/QF50™ Connectors	<a href="#">69008-0250</a>	G	5320, 5321, 40312
Module for 1.27mm (.050") MX50 Connectors	<a href="#">11-31-3339</a>		70121, 71898
Module, Cable Shear	<a href="#">11-31-3340</a>	H	Cable Shear
Module, Milligrid	<a href="#">62100-2000</a>	Not Shown	87568

# Insulation Displacement Technology Tooling Pneumatic Hand Tool Adapters

## Low Force for Single Wire Feed-To Modules



### Features

- For low-volume users
- Utilizes modules from Molex hand tool
- Includes foot pedal and filter for air supply line

### Specifications

Size: Width—180mm (7")  
 Depth—75mm (3")  
 Height—100mm (4")  
 Weight: 0.9kg (2 lb)  
 Pneumatics: Pressure—4 BAR (60psig)  
 Consumption—2.8L per minute (0.1 CFM)  
 Rate: Up to 750 cycles per hour, dependent on operator speed and application

Description	Order No.		Use with Molex Connector
	Module	Adapter	
For 2.50mm (.098") and 2.54mm (.100") pitch connectors	<a href="#">69008-0225</a>	<a href="#">11-20-0739</a>	7720, 7745, 7795, 8951, 40775, 40798, 40922
For 2.50mm (.098") pitch connectors	<a href="#">69008-0290</a>		42219, 42254
For 2.54mm (.100") pitch connectors	<a href="#">11-21-5196</a>		40555
For 3.96mm (.156") pitch connectors			7674, 7675, 8633, 40119, 40749, 40791, 40915, 41101
For 5.00mm (.197") and 5.08mm (.200") pitch connectors	<a href="#">69008-0270</a>		7823, 7933, 7935

## High Force for Ribbon Cable, Mass Terminating and Feed Through Modules



### Features

- For low-volume users
- Utilizes modules from Molex hand tool that require high force and/or feed-through terminations
- Allows user to position module in various orientations
- Clamps to workbench (up to 3" thick)


### Specifications

Size: Width—130mm (5")  
 Depth—180mm (7")  
 Height—330mm (13")  
 Weight: 3.2kg (7 lb)  
 Pneumatics: Pressure—4 BAR (60psig)  
 Consumption—6L per minute (0.2 CFM)  
 Rate: Up to 750 cycles per hour, dependent on operator speed and application

Description	Order No.		Use with Molex Connector
	Module	Adapter	
For 2.54mm (.100") pitch connectors	<a href="#">62100-0700</a>	<a href="#">11-31-1570</a>	70400, 70475, 90187
Module for 5.08mm (.200") pitch connector	<a href="#">11-21-9756</a>		70156
	<a href="#">11-32-6027</a>		71156
Module for Mini-Fit IDT	<a href="#">11-39-0303</a>		71694, 71690

# Insulation Displacement Technology Tooling Low Force Manual Presses

## For Ribbon Cable



### Features

- For medium-volume users
- Feed-through or feed-to assembly
- Lightweight and portable

### Specifications

Size: Width—152mm (6")  
Depth—305mm (12")  
Height—254mm (10")  
Weight: 8.1kg (18 lb)

Description	Order No.	Use with Molex Connector
.100" Pitch Manual Press	<a href="#">11-20-0179</a>	7720, 40555
.156" Pitch Manual Press	<a href="#">11-20-0314</a>	7674, 7675
.098" Pitch Manual Press*	<a href="#">11-20-0436</a>	8160
.156" Pitch Manual Press	<a href="#">11-20-0815</a>	7660/7664

\*For use with connector 8160—up to 20 circuits (terminates feed-to only)

## Manual Low Force Press and Interchangeable Tool Kits for QF-50™ for Ribbon Cable



### Features

- For medium volume users
- Feed-through or feed-to assembly
- Lightweight and portable
- Cable shearing capabilities
- Interchangeable tooling that is compatible with most competitive presses

### Specifications

Size: Width—203mm (8")  
Depth—305mm (12")  
Height—360mm (14")  
Weight: 6.9kg (15 lb)

Description	Order No.	Tool Change Kit Order No.	Use with Molex Connector
Manual Press (Press Only)	<a href="#">11-21-0679</a>		All .050" pitch Molex connectors 70121, 70625, 71247, 71891
Universal Adapter Plate*	<a href="#">11-31-2176</a>	<a href="#">11-31-2187</a>	5360 Qik Flets™
		<a href="#">11-31-2335</a>	5320 Qik Flets

\*If customer already has Universal Adapter Plate Assembly, all that is required for each above connector is the appropriate tool change kit  
Customer Application Note: If application requires terminating the 71007, 70121, 40312 or 5320 connector above 60 circuits, the customer is advised to check the manual press platen length. All new manual presses are shipped with extended platens measuring 3.75". However, if the customer already has a manual press, it is possible the platen length is 3.25". The platen is a black aluminum "T" shaped piece located at the bottom end of the manual press ram. If the customer expects to terminate 64 circuit connectors, the extended platen (3.75") may be ordered using order No. 11-10-1055.

# Insulation Displacement Technology Tooling Low Force Manual Presses

## Modular Euro Manual Press



### Features

- For medium-volume users
- Feed-through or feed-to assembly
- Lightweight and portable

### Specifications

Size: Width—152mm (6")  
 Depth—305mm (12")  
 Height—457mm (18")  
 Weight: 7.8kg (17.2 lb)

Description	Order No.	Use with Molex Connector
Manual Press	<a href="#">69020-0660</a>	All equipment listed below
Cable Shear Module	<a href="#">69020-0900</a>	To shear ribbon cable of all sizes
Assembly Module	<a href="#">69020-0680</a>	5320
	<a href="#">69020-0710</a>	5350, 5360, 5370, 5380 QF50
Termination Fixture	<a href="#">69020-0320</a>	7720, 7720S
	<a href="#">69020-0770</a>	7674, 7675
	<a href="#">69020-0785</a>	7790
	<a href="#">69020-1902</a>	90327, 90584
	<a href="#">69020-1908</a>	91577



# Insulation Displacement Technology Tooling

## High Force Manual Press

### High Force Manual Press



#### Features

- For medium-volume users
- Low handle force to reduce operator fatigue
- Portable
- Accepts a large number of connector-type tool kits
- Full-cycle ratchet
- Quick tooling changeover
- Termination height fine adjustment with lock screw

#### Specifications

Size: Width—152mm (6")  
 Depth—533mm (10.5")  
 Height—267mm (21")  
 Weight: 23kg (50 lb)  
 Maximum Force: 13.3kN (3000 lb)  
 Shut Height: 42.00mm (1.650")  
 Stroke Length: 43.00mm (1.690")

Description	Order No.
Manual Press Only (No Tooling)	<a href="#">11-31-6356</a>

## Tooling Kits for High Force Manual Press

### Single Termination Discrete Wire



A



B

Connector	Description	Order No.		Figure
		Complete Manual Press	Tool Kit	
30452—2.00mm	Feed-To Only, Manual Index	<a href="#">11-20-1298</a>		A
2.50mm—SPOX™		<a href="#">11-20-1278</a>	<a href="#">11-39-0001</a>	B
2.50mm—"User Friendly"		<a href="#">11-21-9963</a>	<a href="#">11-21-9998</a>	

### Mass Termination Discrete Wire Tooling



C



D

Connector	Description	Order No.		Figure
		Complete Manual Press	Tool Kit	
71156	Feed-To or Feed-Trough, No Index—4 Wire	<a href="#">11-20-1286</a>	<a href="#">11-39-0034</a>	C
70156		<a href="#">11-20-1317</a>	<a href="#">11-39-0119</a>	
71690, 71694	Feed-To or Feed-Trough, No Index	<a href="#">11-20-1328</a>	<a href="#">11-39-0277</a>	D

# Insulation Displacement Technology Tooling Tooling Kits for High Force Manual Press

## Mass Termination Ribbon Cable



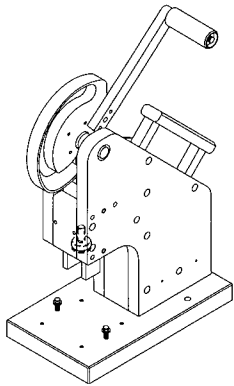
E



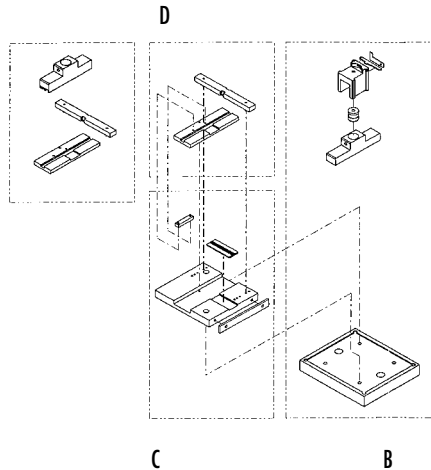
F

Connector	Description	Order No.		Figure
		Complete Manual Press	Tool Kit	
30452—2.00mm	Feed-To Only	<a href="#">11-20-1327</a>		E
2.50mm—SPOX		<a href="#">11-21-9757</a>	<a href="#">11-32-1956</a>	F
2.50mm—"User Friendly"		<a href="#">11-20-1277</a>	<a href="#">11-39-0002</a>	
87568 MilliGrid 2.00mm	Feed-To and Feed-Through		<a href="#">62100-3200</a>	Not Shown

## Mass Termination Ribbon Cable .050 and .025"




A



C

B



E

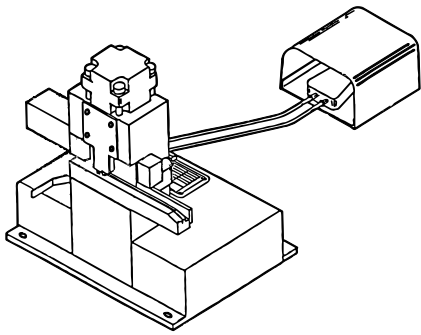
Tooling Accessories		
Description	Order No.	Figure
Universal Adapter Plate	<a href="#">11-31-2176</a>	C
Ribbon Cable Tooling Adapter	<a href="#">11-20-0947</a>	B
Manual Press with Tooling Adapter	<a href="#">11-20-1170</a>	A + B
Universal Adapter Plate and Ribbon Cable Adapter	<a href="#">11-21-9933</a>	B + C

Connector	Description	Order No.		Tool Kit Figure
		Complete Manual Press	Tool Kit Only*	
71522 DL50 Plug	1.27mm (.050") Ribbon Cable Feed-To, Feed-Through	<a href="#">11-20-1163</a>		D
71521 DL50 Receptacle		<a href="#">11-20-1164</a>		
71527, 71528, 71530, 71531 D-Sub		<a href="#">11-20-1165</a>	<a href="#">11-21-9391</a>	
5360 QF50™		<a href="#">11-20-1168</a>	<a href="#">11-31-2187</a>	
5320 QF50		<a href="#">11-20-1169</a>	<a href="#">11-31-2335</a>	
70720, 70721 DL50			<a href="#">11-21-9746</a>	
79058 SCS1+	0.63mm (.025") Ribbon Cable Feed-To, Feed-Through	<a href="#">62200-5500</a>	<a href="#">62200-4600</a>	E
70498 SCS1+				
EBBI 71660				

\* If you already own a press, only tool kit is necessary

# Insulation Displacement Technology Tooling

## PB13 Pneumatic Terminator



### Features

- For processing hand-placed connectors, discrete wire
- Automatic connector indexing after termination
- Pneumatically operated cycle timer ensures stroke completion
- Leaves operator free to work with both hands

### Specifications

Size: Width—250mm (9.8")  
 Depth—150mm (5.9")  
 Height—215mm (8.5")  
 Weight: 11kg (24.3 lb) approx.  
 Pressure: 6 BAR (90psig)

Description	Module Order No.	Use with Molex Connector
Hand Placed Connectors	<a href="#">69012-0750</a>	7675
Side Loader	<a href="#">69012-0600</a>	7720
Hand-Placed Connectors	<a href="#">69012-0700</a>	
	<a href="#">69012-0350</a>	52051
	<a href="#">69012-0280</a>	90153, 90154, 90175

## Manual Telephone Plug Tooling



A



B



C



D



E



F

Description	Order No.	Figure
Adapter for 90075	<a href="#">11-21-9933</a>	A
Adapter for 87031	<a href="#">11-31-7559</a>	B

Connector	Size	Order No.	
		Complete Manual Press	Dies Only
		Figure C	Figure D
90075	4/4-6/6	<a href="#">11-20-1273</a>	
	8/6-8/8	<a href="#">11-20-1274</a>	<a href="#">69020-0140</a>
87031		Figure E	Figure F
	4/4	<a href="#">11-20-1270</a>	<a href="#">11-32-4767</a>
	6/6	<a href="#">11-20-1271</a>	<a href="#">11-32-4768</a>
	6/2-6/4	<a href="#">11-20-1272</a>	

Note: The above listed tools require loose piece telephone plugs

# Insulation Displacement Technology Tooling Semi-Automatic Terminators

## Semi-Automatic Mini-Cam for Discrete Wire



### Features

- Can terminate feed-to, feed-thru or reverse feed-to\*
- Quick and easy tooling change from feed-to to feed-thru
- Feed-to configuration has positive wire stop
- Adjustable wire length stop for daisy chain applications
- "CE" certified for Europe

### Specifications

Size: Width—605mm (23.81")  
 Depth—138mm (5.43")  
 Height—307mm (12.12")  
 Weight: 21.0kg (46.3 lb)  
 Pneumatic: 5 to 6 BAR (80 to 90psi)  
 7L per minute (0.25 CFM)  
 Electrical: 110V, 60 Hz or 220V, 50 Hz  
 Connector to Connector Spacing: 38mm (1.5") for daisy chain  
 Rate: Up to 1200 terminations per hour dependent on operator speed and application

Description	Order No.	Use with Molex Connector
Mini-Cam IV Semi-Automatic Termination Machine for .156" KK	<a href="#">62300-0156</a>	7674, 7675 and 40590
Mini-Cam IV Semi-Automatic Termination Machine for .100" KK	<a href="#">62300-0100</a>	7720, 7795, 40555 and 41162
Mini-Cam IV Semi-Automatic Termination Machine for Mini-Fit IDT	<a href="#">62300-0200</a>	71690, 71694

\*Caution: For reverse feed-to configuration on either KK product families it is necessary for the terminated wires to protrude outside of the connector. If your application does not allow for this condition, do not use the reverse feed-to termination.

## Semi-Automatic IDT Machine for Discrete Wire or Ribbon Cable 2.00mm and 2.50mm



### Features

- "CE" Certified
- Assembles either discrete wire or cable
- Connector packaged in "Ammo-Pak" and linked together by terminal carrier strips
- Automatic connector loading
- Automatic carrier break off
- Programmable void capability
- Foot-pedal operated
- Tooling supplied for both ribbon cable and discrete wire (2 cable blades supplied for largest circuit size require alteration to your specific application circuit size, see machine manual for ordering information on specific circuit size tools)

### Specifications

Size: Width—760mm (30")  
 Depth—480mm (19")  
 Height—480mm (19")  
 Weight: 70kg (150 lb)  
 Pneumatics: Pressure—5 BAR (80psig)  
 Consumption—28L per minute (1 CFM)  
 Electrical: Voltage—120V AC, 60 Hz or 220V AC, 50 Hz  
 Current—2A at 120V or 1A at 220V  
 Rate: Up to 1200 terminations per hour (discrete) and 350 assemblies per hour (cable), dependent on operator speed and wire length

Description	Order No.	Use with Molex Connector
Hawk Terminator for SPOX™—Discrete Wire or Ribbon Cable	<a href="#">62300-0700</a>	42219, 42254
Hawk Terminator for "User Friendly"—Discrete Wire or Ribbon Cable	<a href="#">62300-0500</a>	90650, 90652
Hawk Terminator for 2.00mm—Discrete Wire or Ribbon Cable	<a href="#">11-20-1293</a>	30452



# Insulation Displacement Technology Tooling Semi-Automatic Terminators

## Semi-Automatic Ribbon Cable Terminator for PCB Connectors



### Features

- Terminates prenotched cable to pre-assembled connectors
- Bench mounted and operator controlled
- Feeding of connectors from machine's magazine
- Pneumatically operated
- Feed-to or feed-through capabilities

### Specifications

Size: Width—203mm (8")  
 Depth—305mm (12")  
 Height—432mm (17")  
 Weight: 13.5kg (30 lb)  
 Pneumatics: Pressure—5 BAR (80psig)  
 Consumption—14L per minute (0.5 CFM)  
 Rate: Up to 550 assemblies per hour, dependent on operator speed and application

Description	Order No.	Use with Molex Connector
.100" Pitch Cable Terminator	<a href="#">11-20-0412</a>	7720
.100" Pitch Cable Terminator with Backwalls	<a href="#">11-20-0771</a>	7720, 40555
.100" Pitch Cable Terminator	<a href="#">11-20-1004</a>	7720S
.100" Pitch Cable Terminator (Edge Card)	<a href="#">11-20-0411</a>	7822
.156" Pitch Cable Terminator	<a href="#">11-20-0418</a>	7674, 7675
.098" Pitch Cable Terminator	<a href="#">11-20-0498</a>	8160
.098" Pitch Cable Terminator (Edge Card)	Contact Molex	
Terminator for 77955 Connector	<a href="#">11-20-0435</a>	77955

# Insulation Displacement Technology Tooling

## Special Machines 62900-0000



Molex can quote special machines upon request with optional features that parallel the Phoenix/Eagle Series. In general, these machines differ by the manner in which connector termination and wire handling are accomplished. Additionally, daisy chain and different connector orientations can be accomplished.

# Insulation Displacement Technology Tooling Fully Automatic Harness Assembly Machines

## Eagle™ Series 62600-0000



Contact Molex to Order


### Features

- Fully-automatic mass terminating machines for high-volume applications (minimum estimated annual usage of 10 million terminations)
- Dereel systems for discrete wire or cable available
- Double end having single-ended harness capabilities without strip
- Full strip for discrete wire
- Strip and retain for cable
- Single-ended harness capability with strip (38mm/1.5" max.) (Harness length of 76mm/3" min. to 610mm/24" max.)
- Up to 64 terminations per cycle (dependent on circuit size)
- User friendly solid state controller
- Self-diagnostic with program storage
- Large variety of value-added options (maximum of 2 secondary operation stations)

### Specifications

Size: Width—1800mm (71")  
Depth—915mm (36")  
Height—1500mm (59")  
Weight: 1370kg (2800 lb)  
Pneumatics: Pressure—5 BAR (80psig)  
Consumption—142L per minute (5 CFM)  
Electrical: Voltage—220V AC, 50 Hz or 240V AC, 60 Hz  
Current—40.0A (dependent on wire feed option)  
Rate: 300 cycles per hour average, dependent on harness length  
The Eagle machine is defined in this series by having wire length capability up to 610mm (24") max. and up to 2 secondary operator stations.

## Phoenix™ Series 62700-0000



Contact Molex to Order

### Features

- Fully-automatic mass terminating machines for high-volume applications
- Dereel systems for discrete wire or cable availability
- Double end having single-ended harness capabilities without strip
- Single-ended harness capability with strip (38mm/1.5" max.)
- Full strip for discrete wire
- Strip and retain for cable
- Up to 64 terminations per cycle (dependent on circuit size)
- Discrete wire with equal wire length capability (Harness length of 76mm/3" min. to 3048mm/120" max.)
- Various connector packaging options
- User friendly solid state controller (touch screen)
- Self-diagnostic with program storage
- Large variety of value-added options

### Specifications

Size: Width—2300mm (91")  
Depth—1800mm (71")  
Height—1500mm (59")  
Weight: 1800kg (4000 lb)  
Pneumatics: Pressure—5 BAR (80psig)  
Consumption—142L per minute (5 CFM)  
Electrical: Voltage—220V AC, 50 Hz or 240V AC, 60 Hz  
Current—40.0A (dependent on wire feed option)  
Rate: 300 cycles per hour average, dependent on harness length  
The Phoenix machine is defined in this series by having wire length capability up to 3048mm (120") and/or more than 2 secondary operator stations.

### Optional Features for Eagle and Phoenix Series

- Wire dereeler systems: Up to 32 barrel capacity and up to 32 reel capacity
- Missing wire detection
- Wire splice detection
- Full strip for discrete wire
- Variable wire length capability: For single-end Eagle series: 76mm (3") min. to 610mm (24") max. For double-end Eagle series: 152mm (6") min. to 610mm (24") max.
- Discrete wire with variable wire length capability: —For single-end Phoenix series: Harness length of 152mm (6") min. to 3048mm (120") max. and maximum wire length within harness equal to approximately 4 times minimum length —For double-end Phoenix series: Harness length of 152mm (6") min. to 3048mm (120") max.
- Single or multiple notching or slitting for ribbon cable applications

### Housing load:

- Magazine style for bulk packaging
  - Single detuber for extruded tube packaging
  - Manual track for operator loading
  - Welded film dereeler for mylar reel packaging
  - Welded film unloader for mylar "Ammo Pak"
  - Vibratory or centrifugal bowl feeding for continuous loading
  - Tape dereeler for continuous tape packaging
- Full strip and strip/retain for discrete wire and ribbon cable  
Terminal insertion into housings (SL)  
Continuity testing for double-ended assemblies

### Product marking:

- Hot stamping
  - Ink pad printing
  - Ink jet printing
  - Automatic labeling
- Data storage for recall on floppy disk media through a personal computer

# Technical Wire Information

## Definitions

**CMA** — Circular Mil Area is a unit of area equal to that of a circle whose diameter is one Mil.

**MIL** — One mil equals .001 inches.

.001 inch = 1 mil

.030 inch = 30 mils

.125 inch = 125 mils

## Changing Inches to Mils

1. Multiply inches by 1000
2. Move decimal point 3 places to right
3. Change terminology,  
i.e. .032 in. = 32 thousandths or 32 mils

## Computation of CMA

**Round Solid Conductor:** Change diameter from inches to mils, then multiply the diameter in mils by itself.

$CMA = D \text{ mils} \times D \text{ mils}$

**Stranded Conductor:** Find CMA of a single strand and multiply the result by the total number of strands.

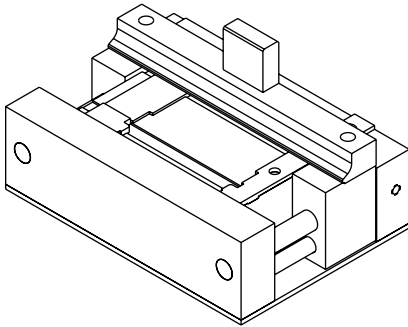
$CMA = (D \times D) \times \text{Number of Strands of one Strand}$

AWG-CMA Table	
Terminal Size	CMA Range
22-26	202-810
20-24	320-1,020
18-22	509-2,600
16-22	509-3,260
14-16	2,050-5,180
12-14	3,260-8,213
10-12	5,180-13,100
8	13,100-20,800

AWG-CMA Table	
Terminal Size	CMA Range
6	20,800-33,100
4	33,100-52,600
2	52,600-83,700
1/0	83,700-119,500
2/0	119,500-150,500
3/0	150,500-190,000
4/0	190,000-231,100

# Application Tooling

## FPC Insertion Tool



## Features

- Easily adjustable from 6 to 30 circuits
- Tooling assures proper orientation of components for quality assembly
- Hand-operated tool which requires no air or electric

## Specifications

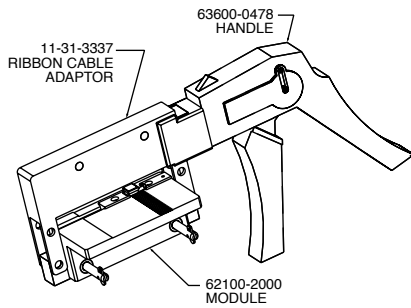
Height: 50mm (2.00")

Weight: 1kg (2.2 lb)

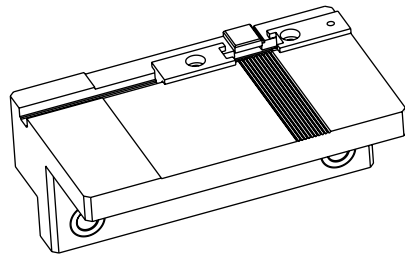
Description	Order No.	Product No.
FPC Insertion Tool	<a href="#">62100-0800</a>	54281

# Application Tooling

## Manual Hand Tool Handle for Milli-Grid 2.0



## Manual Hand Tool Module for Milli-Grid 2.0



62100-2000 HAND TOOL MODULE

### Features

- Terminates Milli-Grid 2.0mm dual row connectors
- Full-cycle ratchet
- Provides easy termination of flat ribbon cable
- Adjustable for circuit sizes from 10 to 50
- Adjustable cable stop
- Designed to produce feed-to or feed-through harnesses
- For low-volume, prototype and field repair

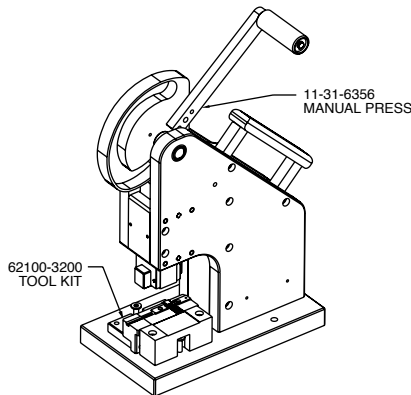
### Specifications

Rate: Approximately 150 terminations per hour, dependent on operator skill and application  
Wire: Accepts 1mm pitch, flat cable

Description	Order No.	Used with Molex Connectors
Hand Tool Module	<a href="#">62100-2000</a>	87568
Hand Tool Handle	<a href="#">63600-0478</a>	
Ribbon Cable Power Adapter	<a href="#">11-31-3337</a>	

If a complete tool is required, both of the parts above must be ordered.

## Manual Standard Press



### Features

- Terminates Milli-Grid 2.0mm dual row connectors
- Full-cycle ratchet
- Provides easy termination of flat ribbon cable
- Adjustable for circuit sizes from 10 to 50
- Adjustable cable stop
- Designed to produce feed-to or feed-through harnesses
- For low-volume, prototype and field repair

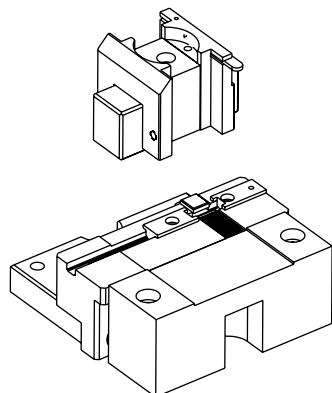
### Specifications

Rate: Approximately 150 terminations per hour, dependent on operator skill and application  
Wire: Accepts 1mm pitch, flat cable

Description	Order No.	Used with Molex Connectors
Standard Manual Press	<a href="#">11-31-6356</a>	87568
Tool Kit Only	<a href="#">62100-3200</a>	

If a complete tool is required, both of the parts above must be ordered.

## Manual Hand Tool Module for Milli-Grid 2.0



# Application Tooling

## Manual IDT Hand Tool for Mi II™



### Features

- Manually terminates discrete wire into Mi II IDT terminals
- Primarily for prototype work
- Tool complete with change parts for 3 connector styles

Description	Order No.	Product No.
Manual IDT Tool	<a href="#">57325-5000</a>	52484, 52478, 52693
	<a href="#">57834-5000</a>	54596

## Semi-Automatic Pneumatic Bench Top Machine for Mi II™



### Features

- Pneumatic press coupled with die set for specific product designed for low- to medium-volume IDT terminations
- Nest holds up to 30 circuits allowing smaller circuit sizes to be run in multiples
- Best for ribbon cable and jacketed cable applications
- Die sets are field interchangeable

### Specifications

Size: Width—390mm (15.3")  
 Depth—435mm (17.1")  
 Height—424mm (16.7")  
 Weight—60kg (132.2 lb)

Electrical: Voltage—110V AC, 50 or 60 Hz  
 Current—1A at 110V AC

Pneumatics: 4.4 BAR (71psi) at 10L per minute (.35 CFM)

Rate: 2 Circuit—Approximately 150 assemblies per hour depending on operator skill  
 15 Circuit—Approximately 200 assemblies per hour depending on operator skill

Description	Order No.	Product No.
Press	<a href="#">57222-7000</a>	
Die Set	<a href="#">57226-7000</a>	52691
	<a href="#">57225-7000</a>	52484, 52478, 52693
Press with Die Set	<a href="#">57827-7100</a>	54596

## Application Tooling

### Semi-Automatic Electrical Bench-Top Air Press for Mi II™



#### Features

- Can terminate up to 15 discrete wires
- Easily fits on small desktop for space savings
- Stable cut-and-terminate process

#### Specifications

Size: Width—320mm (12.60")  
 Depth—240mm (9.45")  
 Height—270mm (10.63")  
 Weight: Approximately 16kgf (35.3 lb)  
 Rate: Approximately 28 harnesses (15 circuits each end) per hour

Description	Order No.	Product No.
Electrical Bench-Top Air Press Terminator	<a href="#">57225-7100</a>	52484

### Semi-Automatic Electrical Bench-Top Air Press for Mini Mi II™



#### Features


- Can terminate up to 20 discrete wires
- Easily fits on small desktop for space savings
- Stable cut-and-terminate process

#### Specifications

Size (Machine): Width—320mm (12.60")  
 Depth—240mm (9.45")  
 Height—270mm (10.63")  
 Weight: Approximately 18kgf (39.7 lb)  
 Rate: Approximately 20 wires per shot every 2 seconds

Description	Order No.	Product No.
Electrical Bench-Top Air Press Terminator	<a href="#">57827-7100</a>	54596

### SA-XELOM Mini Mi II™ and Mi II Semi-Automatic IDT Harness Machine



#### Features

- Termination options: 1.25-1.25mm pitch; 1.25-2.00mm pitch; 2.00-1.25mm pitch; 2.00-2.00mm pitch
- Automatically measures discrete wire to specified lengths and terminates both ends of wire
- Can accommodate 170 to 3,000mm length harnesses
- Can terminate various multi-harness options

#### Specifications

Size (Machine): Width—4050mm (159.45")  
 Depth—1900mm (74.80")  
 Height—1600mm (63.00")  
 Weight: Approximately 960kgf (38.80 lb)  
 Rate: Approximately one 20-wire connector (1000mm wire) every 15 seconds

Description	Order No.	Product No.
Semi-Automatic IDT Harness Machine	<a href="#">57894-7000</a>	54596, 52484

# Application Tooling

## Manual IDT Discrete Wire Hand Tool for Spox™ and User-Friendly 2.50mm Pitch Connectors

### Features

- Full cycle ratchet to assure complete termination
- For prototype and repair
- Automatic indexing to next position after insertion of discrete wire



Pistol

Module

Description	Order No.	Use with Molex Connector
Pistol	<a href="#">63600-0478</a>	
Module for 2.50mm SPOX	<a href="#">69008-0290</a>	42219
Module for 2.50mm "User Friendly"	<a href="#">69008-0290</a>	90650, 90652

## Manual IDT Discrete Wire Standard Press for Spox™ and User-Friendly 2.50mm Pitch Connectors

### Features

- Full-cycle ratchet to assure complete termination
- For low-volume requirements
- Manual index to next position after termination



Description	Order No.		Use with Molex Connector
	Press Assembly	Tooling Only	
Manual Press for 2.50mm SPOX	<a href="#">11-20-1278</a>	<a href="#">11-39-0001</a>	42219
Manual Press for 2.50mm "User-Friendly"	<a href="#">11-21-9963</a>	<a href="#">11-21-9998</a>	90650, 90652

## Manual IDT Ribbon Cable Standard Press for Spox™ and User-Friendly 2.50mm Pitch Connectors

### Features

- Full-cycle ratchet to assure complete termination
- For low- to mid-volume needs
- Mass termination of prepared cable-to-connector




Description	Order No.		Use with Molex Connector
	Press Assembly	Tooling Only	
Manual Press for 2.50mm SPOX	<a href="#">11-21-9757</a>	<a href="#">11-32-1956</a>	42219
Manual Press for 2.50mm "User-Friendly"	<a href="#">11-20-1277</a>	<a href="#">11-39-0002</a>	90650, 90652

See Application Tooling section for additional information on these tools

# Application Tooling

## Fully Automatic IDT Harness Assembly Machine for Spox™ and User-Friendly 2.50mm Pitch Connectors\*



### Features

- Dereel system for discrete wire or cable available
- Double- or single-ended harness capabilities without strip
- Single-ended harness capabilities with strip (38.00mm/1.15" max.)
- Full strip for discrete wire
- Strip and retain for cable
- Discrete wire with variable-wire length capability (Harness length of 152mm/6" min. to 2400mm/95" max.)
- Missing wire and splice detector
- Welded-film unloader for mylar ammo pack
- Carrier strip break off
- Continuity testing (double-ended assemblies)
- Hot stamp marking
- Reject station to segregate rejected assemblies
- "CE" certified

### Specifications

Pneumatics: Pressure—5 BAR (80psig)  
 Consumption—142L per minute (5 CFM)  
 Electrical: Voltage—120V AC, 60 Hz or 220V AC, 50 Hz  
 Current—30A at 120V or 15A at 220V  
 Rate: 300 cycles per hour average, dependent on harness length, up to 60 terminations per cycle, dependent on circuit size

Description	Order No.	Use with Molex Connector
Fully Automatic Mass Terminator for Discrete Wire and Ribbon Cable	Contact Molex	42219, 90650, 90652

\*Due to the special nature of these machines, contact Molex for information related to specific harness requirements





# Application Tooling

## Manual IDT Discrete Wire "T" Handle Insertion Hand Tool for PCB Connectors

### Features

- For prototype and repair



Description	Order No.	Connector
"T" Tool for 2.50mm (.098") and 2.54mm (.100") pitch connectors	<a href="#">11-02-0016</a>	7720, 7720S, 40555
"T" Tool for 3.96mm (.156"), 5.00mm (.197") and 5.08mm (.200") pitch connectors	<a href="#">11-02-0015</a>	7674, 7675
Manual termination hand tool for mini-fit® IDT	<a href="#">11-02-0023</a>	71690, 71694

## Manual IDT Discrete Wire Hand Tool for PCB Connectors

### Features


- For prototype and repair
- Auto indexing to next position after insertion of discrete wire



Description	Order No.	Connector
Pistol	<a href="#">63600-0478</a>	
Module for 3.96mm (.156") pitch connectors, feed-to only	<a href="#">11-21-5196</a>	7674, 7675
Module for 3.96mm (.156") pitch connectors, feed-to or feed-through	<a href="#">62100-0400</a>	
Module for 2.50mm (.098") and 2.54mm (.100") pitch connectors, feed-to only	<a href="#">69008-0225</a>	7720, 7720S, 40555

# Application Tooling

## Semi-Automatic Discrete Wire Machine for SL™



### Features

- Terminates C-Grid SL 70400 and 70475 product
- Connectors are fed from preloaded tubes; no manual handling
- Automatically inserts terminals into connector
- Automatic carrier removal system
- Simple setting for different circuit sizes
- Programmable setting for running voids
- Display prompting operator for wire color sequence
- Electronic controller for machine operation
- Foot pedal operated
- CE certified


### Specifications

Size: Width—965mm (38.00")  
 Depth—457mm (18.00")  
 Height—432mm (17.00")  
 Weight: 47kg (103 lb)  
 Pneumatics: Pressure—5 BAR (80psig)  
 Consumption—14L per minute (0.5 CFM)  
 Electrical: Voltage—120V, 60 Hz or 220V, 50 Hz  
 Current—2.0A at 120 or 1.0A at 220  
 Insulation Diameter: 0.80 to 1.35mm (.032 to .053")  
 Rate: Up to 1000 terminations per hour, dependent on operator speed and application

Description	Order No.	Use with Molex Connector
Discrete Wire Terminator (Tube Feed)	<a href="#">62300-3100</a>	70400, 70475
Rebuilt US only*	<a href="#">11-20-1337</a>	
Rebuilt CE approved*	<a href="#">62300-4900</a>	

\* Subject to availability

## Fully-Automatic Discrete Wire Harness Assembly Machines for SL™



### Features

- Terminates C-Grid SL 70400 and 70475 product
- Fully-automatic mass terminating machines for high-volume applications (minimum estimated annual usage of 10 million terminations)
- Double end having single-ended harness capabilities without strip
- Full strip for discrete wire
- Strip and retain for cable
- Single-ended harness capability with strip (38mm/ 1.5" max.); harness length of 76mm (3") min. to 610mm (24") max.
- Discrete wire with variable wire length capability; harness length of 152mm (6") min. to 2400mm (95") max.
- Up to 64 terminations per cycle, dependent on circuit size
- Terminal insertion into connector
- Carrier break off

### Specifications

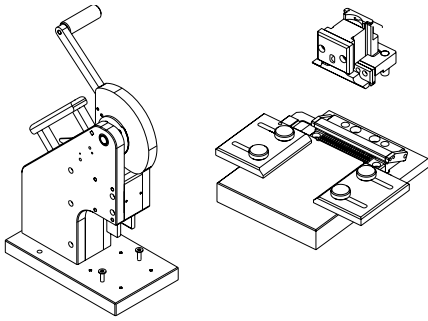
Pneumatics: Pressure—5 BAR (80psig)  
 Consumption—142L per minute (5 CFM)  
 Electrical: Voltage—220V AC, 50 Hz or 240V AC, 60 Hz  
 Current—40.0A (dependent on wire feed options)  
 Rate: 300 cycles per hour average, dependent on harness length

Description	Order No.	Use with Molex Connector
Fully-Automatic Mass Terminator for Discrete Wire and Ribbon Cable	Contact Molex	70400, 70475

Note: Due to the special nature of these machines, contact Molex for information related to specific harness requirements

# Application Tooling

## Manual Ribbon Cable Standard Press and Tool Kit for SL™



Description	Order No.
Tool Kit for Molex Manual Standard Press	<a href="#">62201-6600</a>
Molex Manual Standard Press	<a href="#">11-31-6356</a>

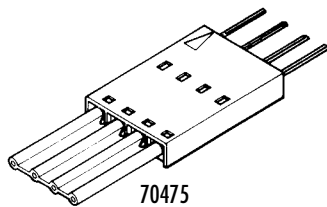
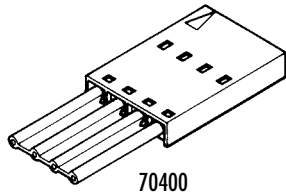
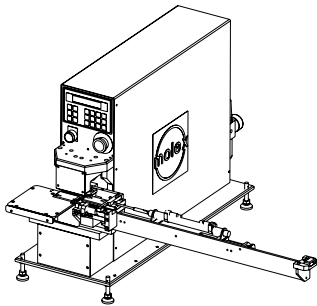
### Features

- Adjustable for 2 to 25 circuits for all connector styles
- Tool kit installs in all 11-31-6356 Molex standard presses
- Full-cycle ratchet assures quality termination
- Adjustable cable guides and stop for repeatable cable/connector alignment
- Feature to assure proper connector position

### Specifications

Weight (With Press): 24.1kg (53 lb)  
 Size (With Press): Height—498mm (19.6")  
 Width—269mm (10.6")  
 Depth—152.4mm (6")  
 Weight (Tooling Only): 2.5kg (5.5 lb)  
 Size (Tooling Only): Height—51mm (2.00")  
 Width—127mm (5.00")  
 Depth—178mm (7.00")  
 Rate: Up to 180 terminations per hour, dependent on operator skill

## Semi-Automatic Ribbon Cable Machine



Description	Order No.	Header Series	Voltage/Hz
Ribbon Cable Terminator	<a href="#">62300-3000</a>	70400, 70475	110/220V AC 50/60 Hz
Ribbon Cable Terminator with Breakoff	<a href="#">62300-5300</a>		

### Features


- Can be used with flat flexible cable and pre-notched ribbon cable; this allows for production flexibility and lowers overall cost
- Automatic loading of connectors from tube packaging, which will reduce operator handling and increase production output
- Operator interface keypad for data entry, such as setting batch size or displaying an operator fault message, to help ensure proper operation
- Automatic carrier strip breakoff available, which can be factory ordered or field installed and will reduce operator's handling of product
- Meets OSHA safety requirements and is totally enclosed for operator safety
- Available in 220 volts and has been CE certified for use in Europe

### Specifications

Size: Width—494mm (19.50") (without feet)  
 Depth—945mm (37.25")  
 Height—914mm (36.00")  
 Weight: 48.1kg (103 lb) (unpacked)  
 Pneumatics: Pressure—5 BAR (80psig)  
 Consumption—14L per minute (0.5 CFM)  
 Electrical: Voltage—110V, 50 Hz or 220V, 60 Hz  
 Current—1.0A (foot switch activated)  
 Rate: 750 connectors per hour, depending on operator's skill. Up to 950 connectors per hour with special order magazine tube loader. Consult factory for more information.

# Application Tooling

## Fully-Automatic Ribbon Cable Harness Assembly Machines for SL™



### Features

- Terminates C-Grid SL 70400 and 70475 product
- Fully-automatic mass terminating machines for high-volume applications (minimum estimated annual usage of 10 million terminations)
- Double end having single-ended harness capabilities without strip
- Full strip for discrete wire
- Strip and retain for cable
- Single-ended harness capability with strip 38mm (1.50") max., harness length of 76mm (3.00") min. to 610mm (24.00") max.
- Discrete wire with variable wire length capability, harness length of 152mm (6.00") min. to 2400mm (95.00") max.
- Up to 64 terminations per cycle, dependent on circuit size
- Terminal insertion into connector
- Carrier break off

### Specifications

Pneumatics: Pressure—5 BAR (80psig)  
 Consumption—142L per minute (5 CFM)  
 Electrical: Voltage—220V AC, 50 Hz or 240V AC, 60 Hz  
 Current—40.0A (dependent on wire feed options)  
 Rate: 300 cycles per hour average, dependent on harness length

Description	Order No.	Use with Molex Connector
Fully-Automatic Mass Terminator for Discrete Wire and Ribbon Cable	Contact Molex	70400, 70475

Note: Due to the special nature of these machines, contact Molex for information related to specific harness requirements

## Manual Hand Header Cutting Tool for SL™



### Features

- Manually operated
- Interchangeable nests included for various header types

Description	Order No.	Header Series
Tool Assembly	<a href="#">69008-0350</a>	8624, 42375, 42377, 70203, 70216, 70260, 70268, 70287, 70289, 70345, 70524
Replacement Blade—Upper	<a href="#">69008-0078</a>	

## Manual Bench Top Header Cutting Tool for SL™




### Features

- Bench tool for 2.54mm (.100") pitch header cutting to length
- Incorporates a graduated slideway and stop for presetting of required header length; maximum length of header that can be cut is 40 position

Description	Order No.	Header Series
Tool Assembly	<a href="#">11-20-1230</a>	8624, 42375, 42377, 70203, 70216, 70260, 70268, 70287, 70289, 70345, 70524, 79168, 71308
Replacement Blade—Upper	<a href="#">11-32-4306</a>	
Replacement Blade—Lower	<a href="#">11-32-4307</a>	

# Application Tooling

## Fully Automatic Harness Assembly Machine for KK Series IDT Connectors



Description	Order No.	Connector
Fully Automatic Mass Terminator for Discrete Wire and Ribbon Cable	Contact Molex	KK® Series IDT

\*Due to the special nature of these machines, contact Molex for information related to specific harness requirements


### Features

- Dereel system for discrete wire or cable available
- Double- or single-ended harness capabilities without strip
- Single-ended harness capabilities with strip; 38mm (1.150")
- Full strip for discrete wire
- Strip and retain for cable
- Up to 56 terminations per cycle (dependent on circuit size)
- Discrete wire with variable length capability; harness length of 152mm (6") min. to 2400mm (95") max.
- Missing wire and splice detector
- Magazine feed for connector loading
- Continuity testing (double-ended assemblies)
- Hot stamp marking
- Reject station to segregate rejected assemblies
- "CE" certified

### Specifications

Pneumatic: Pressure—5 BAR (80psig)  
 Consumption—142L per minute (5 CFM)  
 Electrical: Voltage—120V, 60 Hz or 220V, 50 Hz  
 Current—30A at 120V or 15A at 220V  
 Rate: 300 cycles per hour average, dependent on harness length

## Fully Automatic Harness Assembly Machine for KK Series IDT Connectors



Description	Order No.	Connector
Fully Automatic Mass Terminator for Discrete Wire and Ribbon Cable	Contact Molex	KK® Series IDT

Due to the special nature of these machines, contact Molex for information related to specific harness requirements

### Features

- Dereel system for discrete wire or cable available
- Double- or single-ended harness capabilities without strip
- Single ended harness capabilities with strip; 38mm (1.150")
- Full strip for discrete wire
- Strip and retain for cable
- Up to 56 terminations per cycle (dependent on circuit size)
- Discrete wire with variable length capability; harness length of 152mm (6") min. to 2400mm (95") max.
- Missing wire and splice detector
- Magazine feed for connector loading
- Continuity testing (double-ended assemblies)
- Hot stamp marking
- Reject station to segregate rejected assemblies
- "CE" certified

### Specifications

Pneumatic: Pressure—5 BAR (80psig)  
 Consumption—142L per minute (5 CFM)  
 Electrical: Voltage—120V, 60 Hz or 220V, 50 Hz  
 Current—30A at 120V or 15A at 220V  
 Rate: 300 cycles per hour average, dependent on harness length

# Application Tooling

## Manual .156" Pitch Cutter for Breakaway Headers



### Features

- Manually operated
- Tool indexes and cuts parts to variable lengths with simple set-up adjustment

Description	Order No.	Header Series
Tool Assembly	<a href="#">11-20-0901</a>	41661, 41662, 41671, 41672, 41681, 41682, 41701, 41711, 41721
Replacement Blade	<a href="#">11-31-7504</a>	

## Manual Hand Cutting Tool for Breakaway Headers



### Features


- Hand tool for 2.54mm (.100") and 3.96mm (.156") pitch header cutting to length
- Incorporates a graduated slideway and stop for presetting of required header length. Maximum length of header which can be cut is 40 position.

Description	Order No.	Header Series
Tool Assembly	<a href="#">69008-0350</a>	8624, 70203, 70343, 70344, 42225, 42226, 42227, 42228, 42375, 42376, 42377, 42624, 41661, 41662, 41671, 41672, 41681, 41682
Replacement Blade—Upper	<a href="#">69008-0078</a>	

# Application Tooling

**43879**

## Manual Standard Press and Insertion Tool for Mini-Fit CPI™



Manual Standard Press and Tool Kit

### Features

- Accommodates 4 to 24 circuits
- Tool rotates to allow four separate connector orientations
- Laser locator included for accurate board positioning
- Accommodates left- and right-handed operators
- Full-cycle ratchet insures proper seating
- Fits in Molex Standard Manual Press (11-31-6356)
- Adjustable for PCB thickness of 2.3mm (.090") to 6.3mm (.250")

### Specifications

Weight: Including press 24.1kg (53 lb)


Size: Including press

Height—498mm (19.6")

Length—269mm (10.6")

Depth—152.4mm (6.0")

Rate: 120 connectors per hour dependent on operator skill



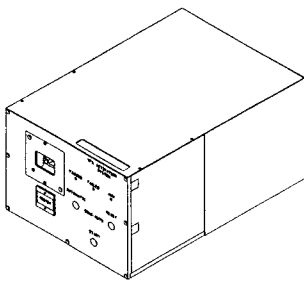
Tool Kit Only

Description	Order No.
Manual Standard Press and Tool Kit	62200-6900
Tool Kit Only	62200-5800
Flatrock Press Tool (Not Shown)*	62200-9400

\*For backplane applications in industry standard presses

# Terminal Activation Unit

**For Sabre Terminals  
43375 and 43178**



### Contact Molex for ordering information

Full harness testing activation equipment available through:

TSK Innovations Co.  
1057 Doniphan Park Circle  
Suite H  
El Paso, TX 79922  
(915) 581-9718

### Features

- Automatic cycle when housing is present
- 100% terminal push out test
- Available in bench top design or TSK test board integratable modules
- Dip switch control panel allows users to customize the machine to select voided circuits
- Each circuit size requires one unit

### Specifications

Size (Bench/Board):

Width—317mm (12.5")/100mm (4.0")

Depth—556mm (22.3")/270mm (10.7")

Height—254mm (10.0")/100mm (4.0")

Weight (Bench/Board): 16.8kg (37 lb)/7.9kg (17.5 lb)

Pneumatics: 5.9 BAR (85psi) at 2.8L per minute (.100 CFM)

Electric: 110V, 50/60 Hz, 1A


Rate: Up to 360 terminal activations per hour, dependent on operator skill

## Application Tooling

### Manual Termination and Extraction Hand Tool for Mini-Fit IDT™

#### Features

- For prototype and repairs



Description	Order No.	Connector
Manual Termination Hand Tool for Mini-Fit IDT	<a href="#">11-02-0023</a>	71690, 71694
Extraction Tool*	<a href="#">11-03-0044</a>	

\*Not shown

### Manual Standard Press for Mass Termination of Discrete Wire for Mini-Fit IDT™

#### Features

- Mass termination for discrete wires
- Feed-to or feed-through capability
- Full-cycle ratchet to assure complete termination

#### Specifications

Size: Width—270mm (10.5")  
 Depth—150mm (6.0")  
 Height—530mm (21.0")  
 Weight: 18kg (40 lb)  
 Rate: Up to 700 terminations per hour, dependent on operator speed and application



Description	Order No.	Connector
Manual Standard Press	<a href="#">11-31-6356</a>	71690, 71694
Tool Kit for Mini-Fit IDT	<a href="#">11-39-0277</a>	
Complete Press Assembly	<a href="#">11-20-1328</a>	

## Application Tooling

### 62700-XXXX


### Fully-Automatic Termination Machine for Mini-Fit IDT\*

#### Features

- Dereel or debarrel systems for discrete wire available
- Double- or single-ended harness capabilities without strip
- Single-ended harness capabilities with full or partial strip
- Up to 48 terminations per cycle, dependent on circuit size (multi-up on smaller circuit sizes)
- Discrete wire with variable length capability
- Missing wire and splice detector
- Vibratory bowl feed for connector loading
- Continuity testing (double-ended assemblies)
- Ink Jet programmable marking
- Reject station to segregate assemblies
- "CE" certified for Europe

#### Specifications

Pneumatics: Pressure—5 BAR (80psig)  
 Consumption—142L per minute (5 CFM)  
 Electrical: 120V, 60 Hz or 220V, 50 Hz  
 Rate: 300 cycles per hour average, dependent on harness length



Description	Order No.	Connector
Fully-Automatic Mass Terminator for Discrete Wire	Contact Molex	71690, 71694

\*Due to the special nature of these machines, contact Molex for information related to specific harness requirements



# Application Tooling

## Manual Standard Press Tool Kit for FFC and FPC Connectors



Description	Order No.
Tool Kit with Molex Manual Standard Press	<a href="#">62200-7800</a>
Tool Kit for Molex Manual Standard Press	<a href="#">62200-7400</a>
Molex Manual Standard Press	<a href="#">11-31-6356</a>

### Features

- Adjustable for 2 to 16 circuits for all connector styles
- Tool kit installs in all 11-31-6356 Molex standard presses
- Full-cycle ratchet assures quality termination
- Adjustable cable guides and stop for repeatable cable/connector alignment
- Feature to assure proper connector position
- Feature to assist with insertion of terminals and carrier strip break-off to complete assembly

### Specifications

Weight (With Press): 24.1kg (53 lb)  
 Size (With Press): Height—498mm (19.6")  
 Width—269mm (10.6")  
 Depth—152.4mm (6")  
 Weight (Tooling Only): 1.8kg (4 lb)  
 Size (Tooling Only): Height—45mm (1.77")  
 Width—114mm (4.48")  
 Depth—237mm (9.33")  
 Rate: Up to 180 terminations per hour, dependent on operator skill

## Semi-Automatic TM42™ Press for FFC and FPC Connectors



Description	Order No.
Tool Kit with TM42 Press	<a href="#">62202-0800</a>
Tool Kit for TM42 Press	<a href="#">62201-8700</a>
TM42 Press	<a href="#">69002-5001</a>

\*Not adaptable to Model TM40™ presses

### Features

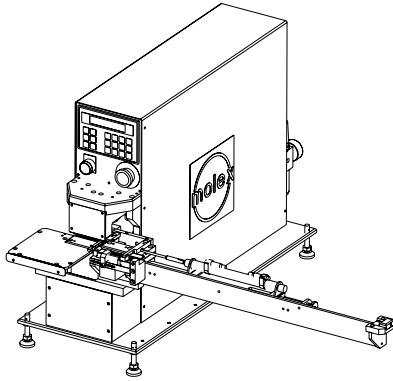
- Adjustable for 2 to 20 circuits for all connector styles
- Tool kit installs in all TM42 presses\*
- Press may be easily converted back to standard crimp mode
- Adjustable cable guides and stop for repeatable cable/connector alignment
- Feature to assure proper connector position
- Feature to assist with insertion of terminals and carrier strip break-off to complete assembly
- Adjustable cable guides and stop for repeatable cable/connector alignment
- New guard included
- Powered press reduces operator fatigue

### Specifications

Weight (With Press): 100kg (220 lb)  
 Size (With Press): Height—1150mm (45")  
 Width—540mm (21.2")  
 Depth—330mm (13")  
 Weight (Tooling Only): 1.8kg (4 lb)  
 Size (Tooling Only): Height—45mm (1.77")  
 Width—114mm (4.48")  
 Depth—237mm (9.33")  
 Rate: Up to 240 terminations per hour, dependent on operator skill

# Application Tooling

## Flat Flexible Cable Machine



### Features

- Can be used with flat flexible cable and pre-notched ribbon cable, allowing for production flexibility and lowering overall cost
- Automatic loading of connectors from tube packaging, reducing operator handling and increasing production output
- Operator interface keypad for data entry, such as setting batch size or displaying an operator fault message, to help ensure proper operation
- Automatic carrier strip breakoff available, which can be factory ordered or field installed and will reduce operator's handling of product
- Meets OSHA safety requirements and is totally enclosed for operator safety
- Available in 220V and has been CE certified for use in Europe

### Specifications

Voltage: 110/220 VAC, 50/60 Hz, 1.0A  
 Size: Width—945mm (37.25")  
 Depth—914mm (36")  
 Height—494mm (19.50") (without feet)  
 Weight: 48.10kg (103 lb) (unpacked)  
 Pneumatics: 5 BAR (80psig) at 14L per minute (0.5 CFM)  
 Rate: 750 connectors per hour, dependent on operator skill. Up to 950 connectors per hour with special order magazine tube loader. Consult factory for more information.

Description	Order No.	For Use With	Voltage/Hz
FFC Terminator	<a href="#">62300-2900</a>	70430, 70431, 40556	110/220V AC 50/60 Hz
FFC Terminator with Breakoff	<a href="#">62300-5200</a>		
FFC Tooling required for changeover from ribbon cable	<a href="#">62300-5100</a>		

## Air-Operated Punch For 4850



### Features

- Punches 3 slots at each cycle
- Adjustable punch locations
- Adjustable edge guide
- Processes FFC/FPC cable or switch tails

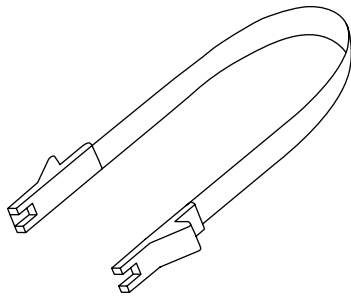
### Specifications

Size: Width—203mm (8")  
 Depth—102mm (4")  
 Height—152mm (6")  
 Weight: 6.75kg (15 lb)  
 Pneumatics: 5 BAR (80psig) at 5.6L per minute (0.2 CFM)  
 Rate: Up to 650 cables per hour, dependent on operator skill

Description	Order No.
Multiple Hole Punch Bench Tool	<a href="#">11-10-1044</a>

# Application Tooling

## Manual Extraction Tool for Picoflex™



Description	Order No.	Used with Molex Connector
Extraction Tool for 4 to 26 circuits	<a href="#">69008-1070</a>	90327

This extraction tool is used to unmate the Picoflex connector 90327 from its header

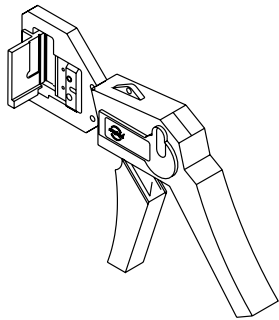
### Features

- Steel and plastic construction with moulded heads
- Long life spring steel handle
- Designed for “in the field” use, will help prevent damage to termination area and to connectors
- Suitable for all circuit sizes 4 to 26

### Specifications

Size: (open) 105 by 110 by 12mm  
Weight: 0.05kg approximate

## Manual Handtool for Picoflex™



Description	Order No.	Used with Molex Connector
Picoflex Hand Tool for 4 to 26 circuits	<a href="#">69008-1090</a>	90327, 90584

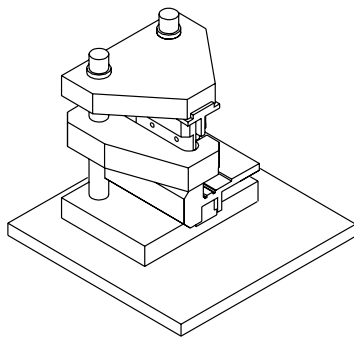
### Features

- Terminates Molex connectors 90327 and 90584, 4 to 26 circuits
- Designed for prototype: small batch and field repair applications
- Daisy chain and jumper harnesses can be made on this handtool with a small amount of adjustment
- Parallel Action Handtool with cable guide

### Specifications

Size: 260 by 150 by 50mm  
Weight: 0.75kg  
Working Services: None  
Engineering Number: 69008-1080

## Manual Press Tool Kit for Picoflex™



Description	Order No.	Used with Molex Connector
Tool Kit 4 to 26 circuits	<a href="#">69020-1902</a>	90327, 90584
Manual Press for Tool Kit	<a href="#">69020-0660</a>	
Optional Connector Clamp	<a href="#">69020-1935</a>	

Allows manual termination of pre-cut ribbon cable in an Arbor press

### Features


- Fully-manual operation—requires no electrical or air supply
- Hand loading of connector and cable
- Cable guide
- Fits into Arbor press number 69020-0660
- Optional connector clamp 69020-1935
- Feed-to and feed-through application
- Suitable for all circuit sizes 4 to 26
- Terminates 90327 and 90584 series

### Specifications

Weight: 1kg  
Dimensions: 15.5 by 110 by 90mm  
Working Services: None  
Engineering Number: 69020-1902

# Application Tooling

## Semi-Automatic PB14 Pneumatic Machine for Picoflex™



### Features

- For Picoflex 90327 connector (4 to 26 circuits)
- Fully pneumatic
- Cable triggers termination
- Production rate: 520 per hour
- Magazine feed
- Cable guidance
- Quick adjustment for different circuit sizes

### Specifications

Weight: 12kg (26.45 lb)  
 Pneumatics: Pressure—6 BAR  
 Size: Width—210mm (8.26")  
 Depth—30mm (1.18")  
 Length—330mm (12.99")

Description	Order No.	Connector
PB14 Terminator for 4 to 26 circuits	<a href="#">69127-1001</a>	90327

## Semi-Automatic PB14T Tape Feed Machine for Picoflex™



### Features

- Automatic tape feed which increases the production capabilities of the PB14 terminator
- Cable entry triggers termination
- Quick adjustment between circuit sizes
- Sensor automatically keeps magazine track full, allowing the operator to concentrate on production

### Specifications

Weight: 25kg (55.12 lb)  
 Pneumatics: Pressure—6 BAR  
 Size: Width—280mm (11.00")  
 Depth—330mm (12.99")  
 Height—500mm (19.69")  
 Electrical: 220V—50 Hz  
 120V—60 Hz  
 Rate: Up to 2100 connectors per hour, dependent on operator speed and cable length

Description	Order No.	Connector
PB14 Terminator (220V) for 4 to 26 circuits	<a href="#">69127-1004</a>	90327
PB14 Terminator (120V) for 4 to 26 circuits	<a href="#">69127-1024</a>	

# Application Tooling

## Semi-Automatic PB16 Tube Feed Pneumatic Machine for Picoflex™



### Features


- For Picoflex 90584
- Fully pneumatic
- Automatic connector reloading
- Tube feed with connector orientation
- Timer to ensure complete termination
- Cable entry triggers termination

### Specifications

Weight: 25kg (55.12 lb)  
Pneumatics: Pressure—6 BAR (90psig)  
Size: Width—125mm (4.92")  
Depth—175mm (6.89")  
Length—700mm (27.56")

Description	Order No.	Connector
PB16 Terminator	<a href="#">69127-1010</a>	90584

## Automatic Desktop (PDT) Machine for Picoflex™



### Features

- Medium volume, with fully-automatic means of termination
- Pneumatically actuated
- Continuity testing built in
- Wire straightener
- PLC control
- Harness collection tray

### Specifications

Weight: 140kg (308 lb)  
Electrical: 240V, 50 Hz single phase  
Pneumatics: Pressure—6 BAR (90psig)  
Consumption—6L per minute (0.22 CFM)  
Rate: Up to 360 harnesses per hour, dependent on operator speed and application

Description	Order No.	Connector
Picoflex Desktop Machine	Contact Molex	90327, 90584

# Application Tooling

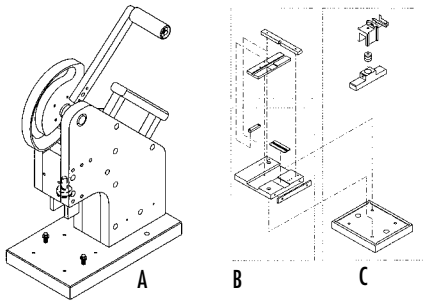
## Manual High Force Standard Press and Interchangeable Tool Kits for QF-50™ Ribbon Cable

### Features

- Modular interchangeable tooling
- Quick tooling changeovers
- Ratchet terminator assures completion of full cycle
- Lightweight and portable

### Specifications

Size: Width—152mm (6")  
 Depth—533mm (21")  
 Height—267mm (10.5")  
 Weight: 23kg (50 lb)  
 Max. Force: 13.3kw (3000 lb)  
 Shut Height 42.00mm (1.650")  
 Stroke Length: 43.00mm (1.690")



Basic Press and Tooling Order No.	Press Tool Kits Order No.	Tool Change Kits Order No.	Terminates Connector
<a href="#">11-20-1168</a>	<a href="#">11-21-9652</a>	<a href="#">11-31-2187</a>	5360 QF 50™
<a href="#">11-20-1169</a>	<a href="#">11-21-9653</a>	<a href="#">11-31-2335</a>	5320 QF 50

Description	Order No.	Reference
Basic Manual Press	<a href="#">11-31-6356</a>	A
Ribbon Cable Tooling Adapter	<a href="#">11-20-0947</a>	B
Basic Press with Tooling Adapter	<a href="#">11-20-1170</a>	A, B
Universal Adapter Plate	<a href="#">11-31-2176</a>	C

## Semi-Automatic PB15 Pneumatic Machine for QF-50 Ribbon Cable



### Features

- Automatic connector reloading
- Magazine feed with connector orientation
- Timer to ensure complete termination
- Cable guide
- Quick adjustment between circuit sizes
- Foot pedal operation
- Automatic tape feed—optional

### Specifications

Weight: 28kg  
 Pneumatics: Pressure—6 BAR (90psig)  
 Consumption—14L per minute (0.5 CFM)

Description	Order No.	Connector
PB15 Magazine	<a href="#">69127-1050</a>	90635, 40312
PB15 Tape	<a href="#">69127-1100</a>	

# Application Tooling

## Modular Euro Arbor Press for Ribbon Cable Connectors



### Features

- Lightweight, portable, reliable assembly
- Cable shearing capabilities
- Feed-to or feed-through

### Specifications

Size: Width—153mm (6")

Depth—305mm (12")

Height—457mm (18")

Weight: 7.8kg (17.2 lb)

Rate: Up to 110 assemblies per hour, dependent on operator speed and cable length

Description	Order No.	Type	For Use With
Manual Press	<a href="#">69020-0660</a>	Manual Press Modular System	All equipment listed below
Cable Shear Module	<a href="#">69020-0900</a>	Cable Preparation	To shear ribbon cable of all sizes
Arbor Press Fixture	<a href="#">69020-0680</a>	Termination Tooling	Connectors 5320, 90635
	<a href="#">69020-0710</a>		Connectors 5350, 5370 and 5380 QF 50
	<a href="#">69020-1902</a>		Connectors 90327, 90584
	Custom 91577		

# Application Tooling VHDM®

## Ordering Instructions

In order to insert a typical row of connectors (excluding the daughtercard modules), it is necessary to select the individual insertion tools and then pick the appropriate tooling holder (See also examples below):

1. Determine the combination of signal modules and power modules to be inserted.
2. Select the proper insertion modules from the tooling list and descriptions that appear before the repair tools in this section. Remember to include the appropriate alignment block(s).
3. In the description of each tool is the tool length; write down the length of each tool selected (IF YOU REQUIRE 4 OF A PARTICULAR TOOL, MAKE SURE YOU WRITE DOWN ITS LENGTH 4 TIMES).

4. Total up these lengths.
5. Using the length just calculated, select the next largest tooling holder. The tooling holder can be shorter than the total tooling but not more than 0.50mm (.020") per side.
6. All of the tools selected above must be ordered separately.

### Ordering Daughtercard Tooling

1. Do steps 1, 3 and 4 above.
2. Using the total length just calculated, select the next longest daughtercard insertion tool.

## Examples

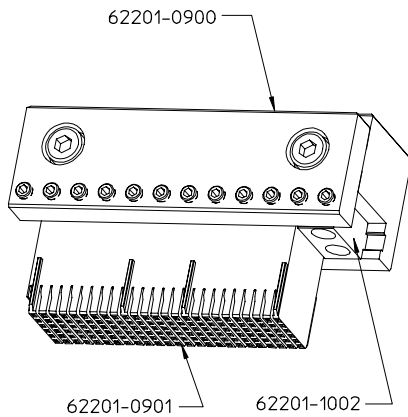


Figure A

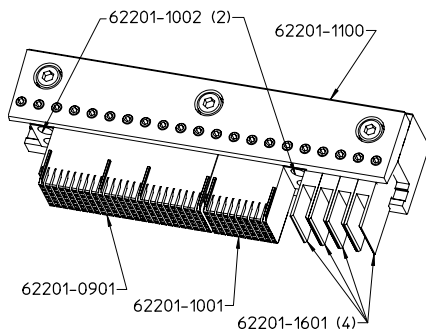


Figure B

The following are some examples showing how to select the proper tooling:

### Example 1

To be inserted: 1 No. 74059-2501 6 by 25 backplane signal module (with locating pins on one end).

1. Look at the tooling list that appears before the repair tools in this section and find the required tool. In this case it would be 62201-0901.
2. Since the connector has locating pins on one end, an alignment block will also be required. From the list, pick the 6 row alignment block, Order No. 62201-1002.
3. From the descriptions of these tools get the lengths; 62201-0901 = 50.00mm (1.968") and 62201-1002 = 7.00mm (.275")
4. Add these two values for a total of 57.00mm (2.244")
5. From the 6 Row Tooling Holder description pick the 65.00mm (2.559") long holder, Order No. 62201-0900.
6. The order to Molex should thus include the following:

Quantity	Order No.	Description
1	<a href="#">62201-0901</a>	6 by 25 Header Insertion Module
	<a href="#">62201-1002</a>	6 Row Alignment Block
	<a href="#">62201-0900</a>	6 Row 65.00mm (2.559") Long Tooling Holder

Figure A shows the assembled unit.

### Example 2

The following combination is to be inserted:

1	74058-2501	6 by 25 Signal Module, locating pins on left
1	74059-1001	6 by 10 Signal Module, locating pins on right
4	74029-6000	6 Row Power Modules.

1. From the tooling list pick two 62201-1002, one for each signal module since both have locating pins.
2. Next pick a 62201-0901 for the first module.
3. A 62201-1001 will be needed for the second module.
4. Now pick four (4) 62201-1601 power module tools.
5. Get the length information from the descriptions.

6. Total up the lengths:

62201-1002	7.00mm (.276")	Total = 105.60mm (4.157")
62201-0901	50.00mm (1.968")	
62201-1001	20.00mm (.787")	
62201-1002	7.00mm (.276")	
62201-1601	5.40mm (.213")	
62201-1601	5.40mm (.213")	
62201-1601	5.40mm (.213")	
62201-1601	5.40mm (.213")	

7. Using this total length, pick the 62201-1100 Tooling Holder, as this is 115.00mm (4.528") long.
8. Therefore the purchase order should contain the following:

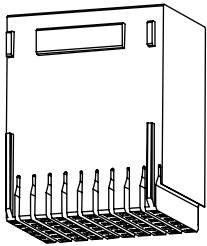
Quantity	Order No.	Description
2	<a href="#">62201-1002</a>	6 Row Alignment Block
1	<a href="#">62201-0901</a>	6 by 25 Header Insertion Module
	<a href="#">62201-1001</a>	6 by 10 Header Insertion Module
4	<a href="#">62201-1601</a>	6 Row Power Module Inserter
1	<a href="#">62201-1100</a>	6 Row, 115.00mm (4.528") Long Tooling Holder

Figure B shows the assembled insertion tooling.



# Application Tooling VHDM®

## 6 by 10 Header Insertion Module



### Features

- This tool is for inserting the 74057, 74058 and 74059 series, 6 row, 10 terminals to a row, connector into a printed circuit board

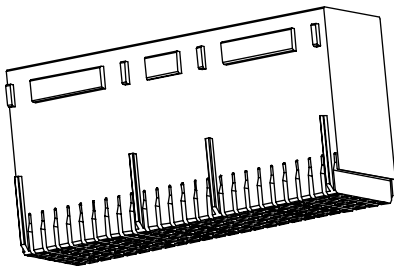
### Specifications

Length: 20.00mm (.787")

Order No.	Description
<a href="#">62202-0207</a>	6 by 10 Header Insertion module, low profile
<a href="#">62202-0216</a>	HSD only 6 by 10 male press-in module

Note: This tool module is to be used with a suitable tooling holder.  
See ordering instructions.

## 6 by 25 Header Insertion Module



### Features

- This tool is for inserting the 74057, 74058 and 74059 series, 6 row, 25 terminals to a row, connector into a printed circuit board

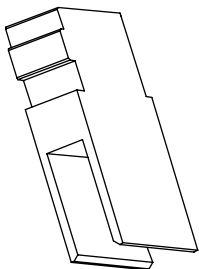
### Specifications

Length: 50.00mm (1.970")

Order No.	Description
<a href="#">62202-0208</a>	6 by 25 Header Insertion module
<a href="#">62202-0217</a>	HSD only 6 by 25 male press in module

Note: This tool module is to be used with a suitable tooling holder.  
See ordering instructions.

## 6 Row Power Module Inserter



### Features

- This module is used for inserting the 74029-6XXX series 6 row power modules into a printed circuit board

### Specifications

Length: 5.40mm (.213")

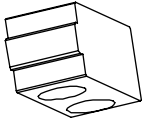
Order No.	Description
<a href="#">62202-0211</a>	6 and 8 Row Power Module Inserter

Note: This tool module is to be used with a suitable tooling holder.  
See ordering instructions.

Note: VHDM is a registered trademark of Amphenol Corporation

# Application Tooling VHDM®

## 6 Row Alignment Block



Order No.	Description
<a href="#">62202-0212</a>	Universal Alignment Block

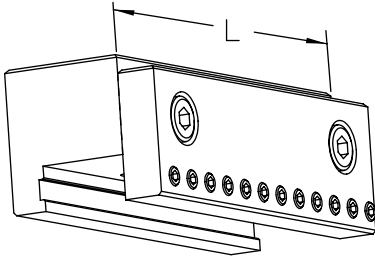
### Features

- This module is used together with a 6 row module above for inserting the 74058 and 74059 series 6 row connectors with locating pins, into a printed circuit board

### Specifications

Length: 7.00mm (.276")

## 6 Row Tooling for Header Insertion Modules

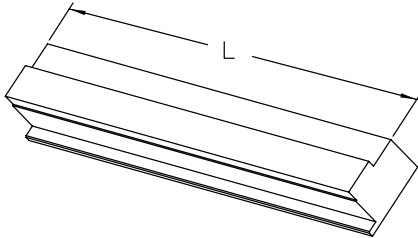


Order No.	Description	Dimension (L)
<a href="#">62201-9502</a>	6 Row Module Holder	72.00
<a href="#">62201-9503</a>		156.00

### Features

- These holders are used to hold the various insertion modules required for a particular application. See below for more detail.

## 6 Row Daughtercard Press-In Tool



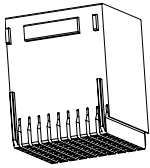
Order No.	Description	Dimension (L)
<a href="#">62202-0213</a>	5 and 6 Row Daughtercard Press Tool	100.00

### Features

- This tool is used to press in 74030-XXXX daughtercard assemblies (composed of 74031 wafers, 74037 guidance and 74026 power modules) to a printed circuit board

# Application Tooling VHDM®

## 8 by 10 Header Insertion Module



Order No.	Description
<a href="#">62202-0209</a>	8 by 10 Header low-profile insertion module

Note: This tool module is to be used with a suitable tooling holder.  
See ordering instructions.

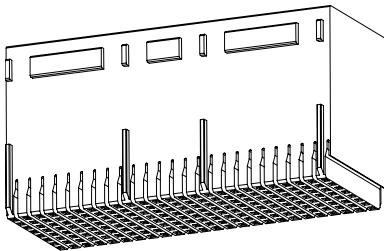
### Features

- This tool is for inserting the 74060, 74061 and 74062 series, 8 row, 10 terminals to a row, connector into a printed circuit board

### Specifications

Length: 20.00mm (.787")

## 8 by 25 Header Insertion Module



Order No.	Description
<a href="#">62202-0210</a>	8 by 25 Header low-profile insertion module

Note: This tool module is to be used with a suitable tooling holder.  
See ordering instructions.

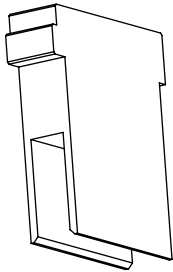
### Features

- This tool is for inserting the 74060, 74061 and 74062 series, 8 row, 25 terminals to a row, connector into a printed circuit board

### Specifications

Length: 50.00mm (1.970")

## 8 Row Power Module Inserter



Order No.	Description
<a href="#">62202-0211</a>	8 Row Power Module Inserter

Note: This tool module is to be used with a suitable tooling holder.  
See ordering instructions

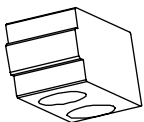
### Features

- This module is for inserting the 74029-8XXX series 8 row power modules into a printed circuit board

### Specifications

Length: 5.40mm (.213")

## 8 Row Alignment Block



Order No.	Description
<a href="#">62202-0212</a>	8 Row Alignment Block

Note: This tool module is to be used with a suitable tooling holder.  
See ordering instructions

Note: VHDM is a registered trademark of Amphenol Corporation

### Features

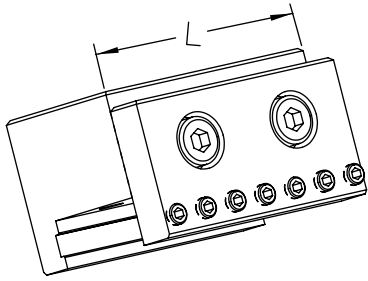
- This module is used together with an 8 row tool above for inserting the 74061 and 74062 series 8 row connectors with locating pins, into a printed circuit board

### Specifications

Length: 7.00mm (.276")

# Application Tooling VHDM®

## 8 Row Tooling for Header Insertion Modules

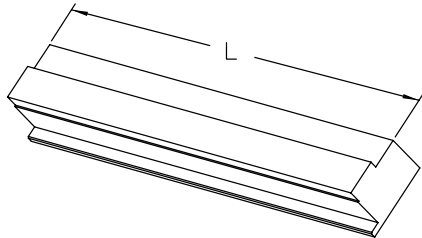


### Features

- These tools are used to hold the various insertion tools required for a particular application. See below for more detail.

Order No.	Description	Dimension (L)
<a href="#">62201-9502</a>	Tooling Holder	72.00
<a href="#">62201-9503</a>		156.00

## 8 Row Tooling for Header Insertion Modules

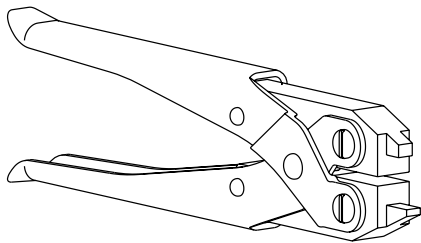


### Features

- These tools are used to press in 74040-XXXX daughtercard assemblies (composed of 74041 wafers, 74039 guidance and 74026 power modules) to a printed circuit board

Order No.	Description	Dimension (L)
<a href="#">62202-0214</a>	8 Row Daughtercard Insertion Module	100.00

## Manual Insertion Tooling for VHDM Joiner Modules



### Features

- These tools are used to insert joiner modules onto the daughtercards after they have been pressed into a printed circuit board.

Order No.
<a href="#">62100-3800</a>

Connector Order No.	Description	Insertion Tool
74057, 74058 and 74059	6 by 10 Signal Module	<a href="#">62202-0207</a>
74073	6 by 11 Signal Module (Special)	<a href="#">62201-1101</a>
74057, 74058 and 74059	6 by 25 Signal Module	<a href="#">62202-0208</a>
74060, 74061, 74062	8 by 10 Signal Module	<a href="#">62202-0209</a>
	8 by 25 Signal Module	<a href="#">62202-0210</a>
74029-6XXX	6 Row Power Module	<a href="#">62202-0211</a>
74029-8XXX	8 Row Power Module	
74058 and 74059 with Pins	6 Row Alignment Block	<a href="#">62202-0212</a>
74061 and 74062 with Pins	8 Row Alignment Block	

Note: VHDM is a registered trademark of Amphenol Corporation

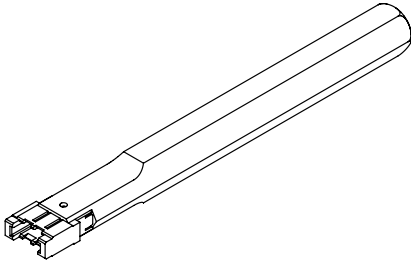
# Application Tooling VHDM®

## VHDM Repair Tools

### Features

Molex has developed a line of VHDM repair tools. These repair tools are used to remove and replace individual VHDM parts that may have been damaged at any point in the board assembly and/or handling process. With these repair tools, a VHDM user will not have to reject an entire connector and/or PC board. Users will have the ability to repair an individual connector, which will reduce scrap, plus save time and money.

## 6 Row Power Insulation Inserter Repair Tool



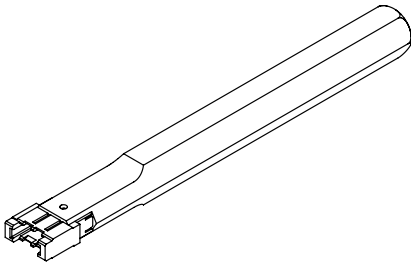
Order No.	Description
<a href="#">62100-3500</a>	6 Row Power Insulator Repair Tool

### Features

This repair tool is used to insert a 74029 series, 6 row, 2 circuit, backplane power module insulator onto pins, on a printed circuit board.

Note: Plastic hammer and slip joint pliers required to properly replace and repair a power insulator. These products are readily available through your local industrial supplier and are not supplied by Molex.

## 8 Row Power Insulation Inserter Repair Tool



Order No.	Description
<a href="#">62100-3600</a>	8 Row Power Insulator Repair Tool

### Features

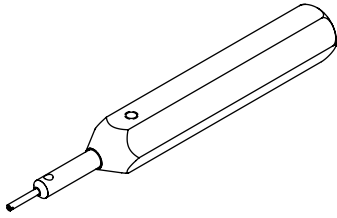
This repair tool is used to insert a 74029 series, 8 row, 3 circuit, backplane power module insulator onto pins, on a printed circuit board.

Note: Plastic hammer and slip joint pliers required to properly replace and repair a power insulator. These products are readily available through your local industrial supplier and are not supplied by Molex.

Note: VHDM is a registered trademark of Amphenol Corporation

# Application Tooling VHDM®

## Single Pin Inserter Repair Tool



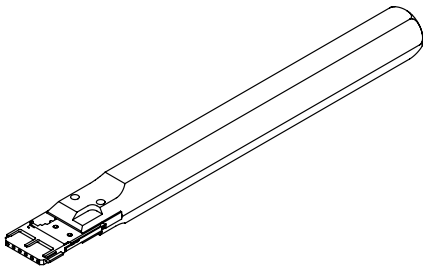
### Features

This repair tool is used to insert an individual signal pin into a VHDM backplane header.

Note: Miniature needle nose pliers and tweezers required to properly replace and repair single pins. These products are readily available through your local industrial supplier and are not supplied by Molex.

Order No.	Description
<a href="#">62201-5700</a>	Single Pin Insulator Repair Tool

## 6 Row Pin and Shield Repair Tool



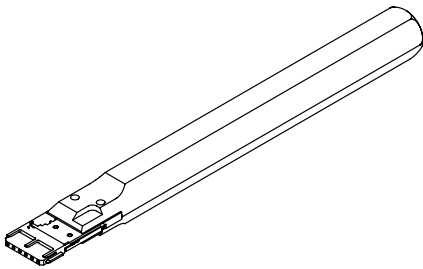
### Features

This repair tool is used to insert multiple signal pins and/or individual shields into a 6 row VHDM backplane header.

Note: Plastic hammer required to properly insert shields. This product is readily available through your local industrial supplier and is not supplied by Molex.

Order No.	Description
<a href="#">62201-5800</a>	6 Row Pin and Shield Repair Tool

## 8 Row Pin and Shield Repair Tool



### Features

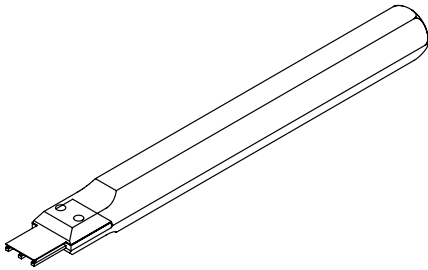
This repair tool is used to insert multiple signal pins and/or individual shields into a 8 row VHDM backplane header.

Note: Plastic hammer required to properly insert shields. This product is readily available through your local industrial supplier and is not supplied by Molex.

Order No.	Description
<a href="#">62201-5900</a>	8 Row Pin and Shield Repair Tool

# Application Tooling VHDM®

## 6 Row Shield Extraction Repair Tool

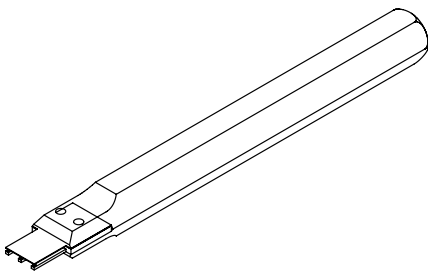


Order No.	Description
<a href="#">62201-6000</a>	6 Row Shield Extraction Repair Tool

### Features

This repair tool is used to remove damaged shields from 6 row VHDM backplane headers.

## 8 Row Shield Extraction Repair Tool

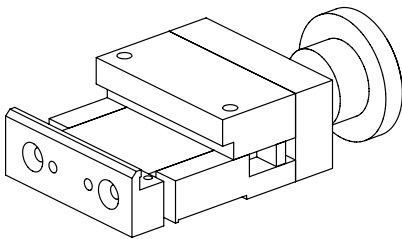


Order No.	Description
<a href="#">62201-6100</a>	8 Row Shield Extraction Repair Tool

### Features

This repair tool is used to remove damaged shields from 8 row VHDM backplane headers.

## Stiffener Press Repair Tool

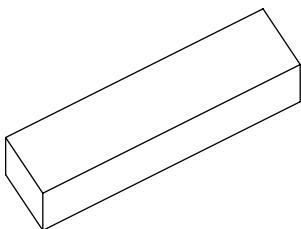


### Features

These repair tools are used to remove and replace the stiffener from, and repair the VHDM daughtercard and power module receptacles assemblies.

Note: Plastic hammer, miniature needle nose pliers, two starrett feeler gauges .004 thick by 4" long and a pallet to support the PC board are required to properly repair a single wafer and power module. These products are readily available through your local industrial supplier and are not supplied by Molex.

## Press Block Repair Tool

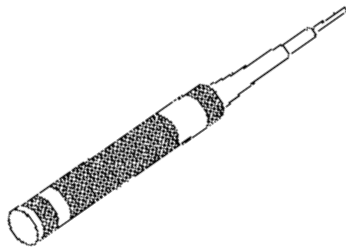


Order No.	Description
<a href="#">62201-6200</a>	Stiffener Press Repair Tool
<a href="#">62201-6250</a>	Press Block Repair Tool

Note: VHDM is a registered trademark of Amphenol Corporation

# Application Tooling

## Manual Backplane Single Contact Insertion Tool for HDM®



### Features

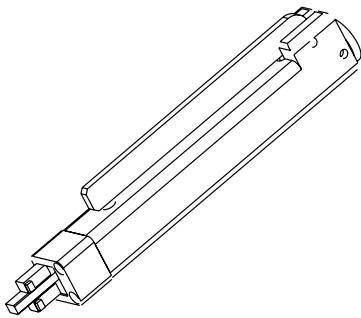
- Inserts a single HDM backplane signal contact into a backplane module mounted to a PC board
- Intended use for field repairs of damaged backplane contacts

### Specifications

Size: Diameter—15.00mm (.590")  
Length—122.02mm (4.80")  
Weight: .4kg (1 lb)

Description	Order No.	Product No.
Single Contact Insertion Tool	<a href="#">62100-1400</a>	73642, 73643, 73644, 73942, 73943, 73944, 73770

## Manual Daughtercard Module Removal Tool for HDM



### Features

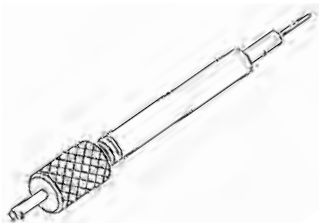
- Separates modules from the stiffener assembly

### Specifications

Size: Diameter—19.00mm (.750")  
Length—150.00mm (6.00")  
Height—32.00mm (1.25")  
Weight: .7kg (1.5 lb)

Description	Order No.	Product No.
Daughtercard Module Removal Tool	<a href="#">62100-1300</a>	73670

## Manual Backplane Signal Pin Knockout Tool for HDM



### Features

- For the removal of backplane signal contacts from the PC board

### Specifications

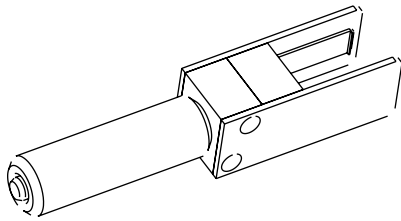
Size: Diameter—8.00mm (.300")  
Length—80.00mm (3.00")  
Weight: .1kg (.2 lb)

Description	Order No.	Product No.
Single Pin Knockout Tool	<a href="#">62100-1000</a>	73642, 73643, 73644, 73942, 73943, 73944, 73770



# Application Tooling

## Manual Backplane Power Module Removal Tool for HDM®



### Features

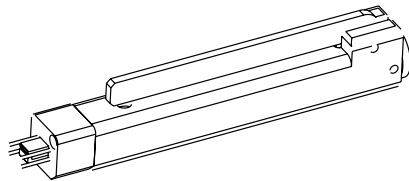
- For removal of the backplane power module insulator

### Specifications

Size: Length—83.00mm (3.20")  
 Width—15.00mm (.600")  
 Height—18.00mm (.700")  
 Weight: .2kg (.4 lb)

Description	Order No.	Product No.
Power Module Removal Tool	<a href="#">62100-1100</a>	73656

## Manual Backplane Power Contact Removal Tool for HDM



### Features

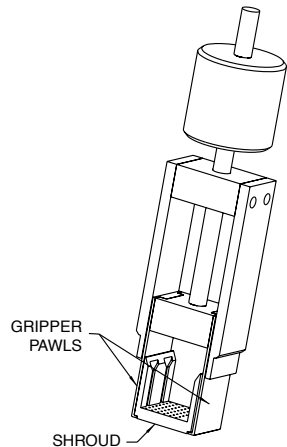
- Removes the backplane power contact after the insulator is removed

### Specifications

Size: Length—150.00mm (6.00")  
 Width—19.00mm (.750")  
 Height—32.00mm (1.25")  
 Weight: 7kg (1.5 lb)

Description	Order No.	Product No.
Power Contact Removal Tool	<a href="#">62100-1200</a>	73656

## Manual Shroud Removal Tool for HDM



### Features

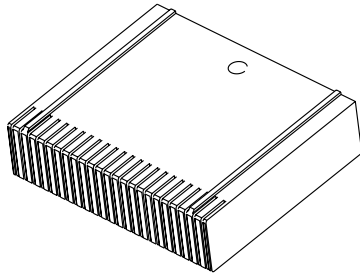
- Hand-operated repair tool designed to remove shrouds from damaged HDM connectors so that repairs can be made to the connector

Description	Order No.	Product No.
48 Position Shroud Removal Tool	<a href="#">62100-3300</a>	73087-0
72 Position Shroud Removal Tool	<a href="#">62100-3400</a>	

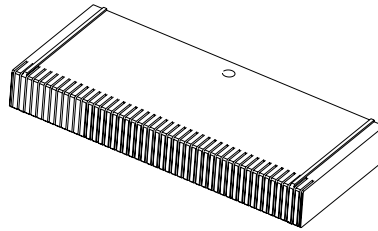
Note: VHDM is a registered trademark of Amphenol Corporation

# Application Tooling

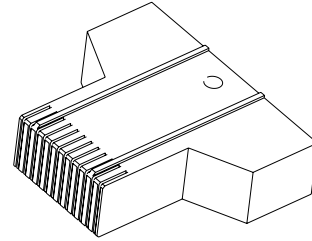
## Backplane Insertion Tools



62200-5703

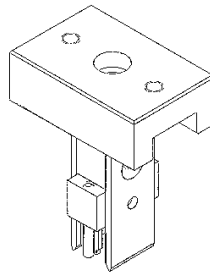


62200-5704



62200-5705

Description	Order No.	For Use with Product No.
Power Module Insertion Tool	<a href="#">62200-5711</a>	73642, 73643, 73644, 73656, 73942, 73943, 73944, 73797, 73798, 73799, 73769, 73770,
288 Position Insertion Tool	<a href="#">62200-5703</a>	73771, 73781, 73782, 73783, 73880, 73801, 73802
144 Position Insertion Tool	<a href="#">62200-5703</a>	
72 Position Insertion Tool	<a href="#">62200-8502</a>	



62200-5711

### Features

- Inserts HDM connector to PC board
- For use with Press 62200-6400, 62200-8200, 62201-3800 or standard Arbor press

### Specifications

Size: Length—100.00mm (4.00")  
 Width—14.00mm (.550")  
 Height—41.00mm (1.60")  
 Weight: .9kg (2 lb)

## Electric Press for HDM®



Description	Order No.
Electric Press—15 Ton	Contact Molex

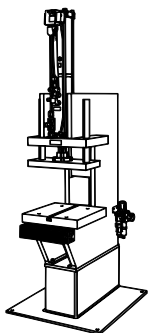
### Features

- Variable speed AC drive
- Accommodates PCB sizes 600 by 760mm
- Handles board thickness from 1.27 (.050") to 6mm (.236")
- Accuracy within 0.05mm
- Touch screen control system
- PCB surface sensor to prevent board damage
- Optional features available: position sensing controls, data acquisition interface, load sensing controls, x-table or x-y table

### Specifications

Size: Length—2006.00mm (79.00")  
 Width—965.00mm (38.00")  
 Height—2235.00mm (88.00")  
 Weight: 2497kg (5500 lb)  
 Electrical: 240V AC, 3-Phase, 50/60 Hz, 30A  
 Rate: 240 terminations per hour depending on operator skill

## Pneumatic Press for HDM



Description	Order No.
Pneumatic Press—8 Ton	<a href="#">62200-8200</a>
HDM Tool Kit	<a href="#">62201-3700</a>
Press with Tool Kit	<a href="#">62201-3800</a>

### Features

- Ram guide for upper tooling plate
- Anti-rotation feature
- Mounting holes tapped for Molex tooling options
- Anti-tie down feature
- "CE" certified

### Specifications

Size: Length—762.00mm (30.00")  
 Width—762.00mm (30.00")  
 Height—1676.00mm (66.00")  
 Weight: 1589kg (3500 lb)  
 Electrical: 110V AC  
 Air: 6.3kgf/cm<sup>2</sup> (90psi), 6 BAR  
 Rate: 240 terminations per hour depending on operator skill

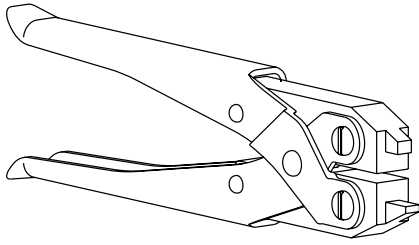
Note: VHDM is a registered trademark of Amphenol Corporation

# Application Tooling

## Manual Insertion Tooling for HDM® Joiner Modules

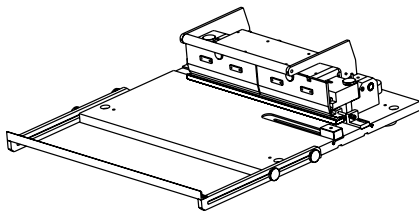
### Features

These tools are used to insert joiner modules onto the daughtercards after they have been pressed into a printed circuit board



<b>Order No.</b>
<a href="#">62100-3800</a>

## Manual Stiffener Placement Tool for HDM



### Features

- The Stiffener Repair Tool will remove and replace a stiffener rail on a PCB, which requires an operator to obtain and use one tool, plus reduces their overall cost and learning curve
- Accommodates printed circuit boards up to 457.00 by 457.00mm (18.00 by 18.00") allowing for a wide range of repair capability
- Can remove and replace rails up to 406.40mm (16.00") long, providing repair flexibility
- All operations are manual and require no air or electric feeds—this provides energy savings and requires no machine installation, which lowers costs
- Lightweight design—this provides for easy storage and relocation

### Specifications

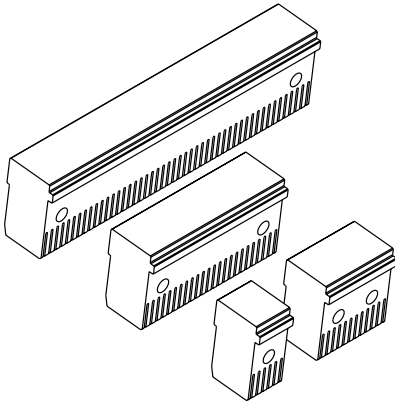
Size: Height—254.00mm (10.00") fully open  
 Width—584.00mm (23.00")  
 Depth—445.00mm (17.50") base plate  
 635.00mm (25.00") with support rail fully extended  
 Unpacked Weight: 21.30kg (47 lb)

Description	Order No.	For Use with Product No.
HDM Stiffener Repair Tool	<a href="#">62201-5600</a>	73670



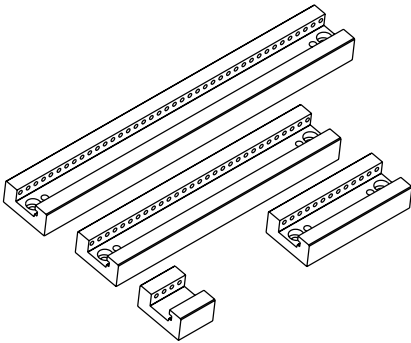
# Application Tooling MFB™ (Futurebus+)

## Header Insertion Modules



Description	Length	Order No.	Product No.
5 by 6 (30 circuit)	12.00mm (.480)	<a href="#">62201-9505</a>	54884
5 by 12 (60 circuit)	24.00mm (.940)	<a href="#">62201-9506</a>	
5 by 24 (120 circuit)	48.00mm (1.890)	<a href="#">62201-9507</a>	
5 by 48 (240 circuit)	96.00mm (3.780)	<a href="#">62201-9508</a>	

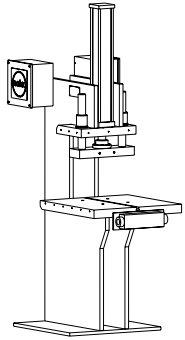
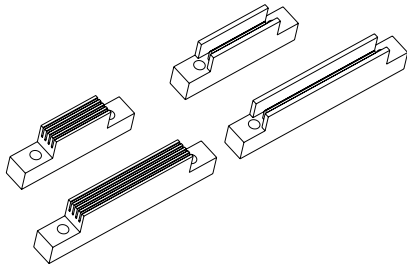
## Module Holders



Description	Length	Order No.
60 circuit max.	24.00mm (.940)	<a href="#">62201-9501</a>
180 circuit max.	72.00mm (2.830)	<a href="#">62201-9502</a>
390 circuit max.	156.00mm (6.140)	<a href="#">62201-9503</a>
540 circuit max.	216.00mm (8.500)	<a href="#">62201-9504</a>

# Application Tooling

## Semi-Automatic Press Tooling for SCA-2



### Features

- Tooling is simple to use
- Tooling can be purchased individually, allowing customization
- Tooling available for 40 and 80 circuit Molex connectors
- Tooling requires no lubrication

Description	Order No.	Use with Molex Connector
Lower Support for 40 circuit	<a href="#">62100-2501</a>	<a href="#">73826-0002</a> , <a href="#">73829-0002</a>
Top Aligner for 40 circuit	<a href="#">62100-2502</a>	
Lower Support for 80 circuit	<a href="#">62100-2601</a>	<a href="#">73826-0003</a> , <a href="#">73826-0001</a> , <a href="#">73829-0001</a>
Top Aligner for 80 circuit	<a href="#">62100-2602</a>	
Mounting Plate	<a href="#">62100-2900</a>	All above connectors
Pneumatic Press only	<a href="#">62200-8200</a>	
Pneumatic Press with Adapter Kit installed	<a href="#">62201-3800</a>	
Pneumatic Press Adapter Kit only	<a href="#">62201-3700</a>	

## Manual Standard Press and Tool Kit for EBBI™ 50D Ribbon Cable



Complete Manual Press



Tool Kit

### Features

- Connector accurately nested
- Feed-through or feed-to capability
- Termination has antibackup ratchet to ensure full termination cycle
- Accurate cable location
- Includes all change parts necessary to run EBBI IDT, 79058 and 70498 SCSI+ IDT plug in all circuit sizes


### Specifications

Size: Width—230mm (9")  
 Depth—457mm (18")  
 Height—457mm (18")  
 Weight: 27kg (60 lb)  
 Rate: Approximately 250 connectors per hour, dependent on operator speed and application

Description	Order No.	Use with Molex Connector
Ribbon Cable Manual Press and Tool Kit	<a href="#">62200-5500</a>	15-92-3XXX, 71660-35XX
Tool Kit only	<a href="#">62200-4600</a>	

# Application Tooling

## Manual Bench Tool Double-Sided for Modular IC Socket System



### Features

- Forms both sides of IC chip to carrier in 1 cycle
- Provisions for static grounding
- Interchangeable inserts for 24, 28 and 32 circuit carriers
- Compact and lightweight
- Minimal operator effort required

### Specifications

Size: Width—114mm (4.5")  
 Depth—330mm (13")  
 Height—165mm (6.5")  
 Weight: 2.63kg (5 lb)  
 Rate: Up to 400 assemblies per hour, dependent on operator speed and application. Annual capacity of 800,000 assemblies.

IC Size	Order No.		
	Base Machine with Tool Kit	Tool Kit Only	Base Machine Only
24 Circuit	<a href="#">11-20-0976</a>	<a href="#">11-20-0662</a>	<a href="#">11-20-0647</a>
28 Circuit	<a href="#">11-20-0977</a>	<a href="#">11-20-0663</a>	
32 Circuit	<a href="#">11-20-0978</a>	<a href="#">11-20-0951</a>	
40 Circuit	<a href="#">11-20-1353</a>	<a href="#">11-20-0664</a>	

Customer must supply 12 ICs with order to assure proper operation

## Semi-Automatic Terminal Cutter for 50020 and 50002 Terminals



Order No.	Description	Terminal No.
<a href="#">11-20-1219</a>	Terminal Cutter	50002, 50020

# Application Tooling

## Sealing Fixture for PC, CF and CardBus Cards



### Features

- Tooling holds all card kit parts in alignment for sealing
- Automatic control of temperature and dwell time for optimal sealing
- Change tooling for all card configurations

### Specifications

Size: Width—279mm (11.0")  
 Depth—279mm (11.0")  
 Height—472mm (18.6")  
 Weight: 18.6kg (41 lb)  
 Electrical: 110V AC, 10A  
 Pneumatic: 3 BAR (80psig), 6L per second (.2 CFM)  
 Rate: 180 sealed cards per hour dependent on operator skill

Order No.	Description
<a href="#">67084-0111</a>	Upper Die for Frame—89434, Cover—89436
<a href="#">67084-0112</a>	Lower Die for Frame—89434, Cover—89436
<a href="#">67084-0211</a>	Upper Die for Frame—89201, Cover—89248
<a href="#">67084-0212</a>	Lower Die for Frame—89201, Cover—89248
<a href="#">67084-0311</a>	Upper Die for CardBus Card Kit
<a href="#">67084-0312</a>	Lower Die for CardBus Card Kit
<a href="#">67084-0411</a>	Upper Die for CF Card Kits Frame—67045, Cover—67046
<a href="#">67084-0412</a>	Lower Die for CF Card Kits Frame—67045, Cover—67046

## Cooling Fixture for PC, CF and CardBus Cards



### Features

- Quick cooling of sealed cards
- Automatic cooling cycle
- Change tooling for all card configurations

### Specifications

Size: Width—279mm (11.0")  
 Depth—279mm (11.0")  
 Height—432mm (17.0")  
 Weight: 18.6kg (41 lb)  
 Electrical: 110V AC, 10A  
 Pneumatic: 3 BAR (80psig), 8L per second (.3 CFM)  
 Rate: 200 per hour dependent on operator skill

Order No.	Description
<a href="#">67084-0121</a>	Upper Die for Frame—89434, Cover—89436
<a href="#">67084-0122</a>	Lower Die for Frame—89434, Cover—89436
<a href="#">67084-0221</a>	Upper Die for Frame—89201, Cover—89248
<a href="#">67084-0222</a>	Lower Die for Frame—89201, Cover—89248
<a href="#">67084-0321</a>	Upper Die for CardBus Card Kit
<a href="#">67084-0322</a>	Lower Die for CardBus Card Kit
<a href="#">67084-0421</a>	Upper Die for CF Card Kits Frame—67045, Cover—67046
<a href="#">67084-0422</a>	Lower Die for CF Card Kits Frame—67045, Cover—67046

# Application Tooling

## Separating Fixture for PC, CF and CardBus Cards



### Features

- Used for repair or rework
- Process assists in removing card covers
- Change tooling for all card configurations

### Specifications

Size: Width—305mm (12.0")  
 Depth—269mm (10.6")  
 Height—610mm (24.0")  
 Weight: 18.2kg (40 lb)  
 Electrical: 110V AC, 10A  
 Pneumatic: 3 BAR (80psig), 6L per second (.2 CFM)

Order No.	Description
<a href="#">67084-0131</a>	Upper Die for Frame—89434, Cover—89436
<a href="#">67084-0132</a>	Lower Die for Frame—89434, Cover—89436
<a href="#">67084-0231</a>	Upper Die for Frame—89201, Cover—89248
<a href="#">67084-0232</a>	Lower Die for Frame—89201, Cover—89248
<a href="#">67084-0331</a>	Upper Die for CardBus Card Kit
<a href="#">67084-0332</a>	Lower Die for CardBus Card Kit
<a href="#">67084-0431</a>	Upper Die for CF Card Kits Frame—67045, Cover—67046
<a href="#">67084-0432</a>	Lower Die for CF Card Kits Frame—67045, Cover—67046

## Memory Card Manual Press For Cover 71139



### Features

- Closes cover and crimps in 1 operation
- Adjustable closing force
- Audible "click" indicates cycle completion
- Card cover crimping nest slides out of press for easy loading

### Specifications


Size: Width—150mm (6")  
 Depth—330mm (13")  
 Height—450mm (18")  
 Weight: 15kg (33 lb)  
 Rate: Up to 100 assemblies per hour, dependent on operator speed and application

Order No.	Description	Product
<a href="#">62200-1400</a>	Manual Press for Memory Card Cover	71139



# Application Tooling

## Manual 2-Circuit Stick Trim Fixture for MicroCross™ 71197 Series



### Features


- Stand-alone unit
- Separates 2-circuit strips from carrier stick
- Cutoff blades have multiple cutting edges for extended life
- Easily converts for right or left hand operators

### Specifications

Size: Width—125mm (4.90")  
 Depth—75mm (3.00")  
 Height—112.7mm (4.48")  
 Weight: 1.8kg (4 lb)  
 Rate: Approximately 700 parts per hour dependent on operator skill

Order No.	Product No.	Description
62200-3400	<a href="#">71197-9001</a>	2-Circuit Stick Trim Fixture

## Manual Ground Blade Shear Fixture for MicroCross™ 71198 Series



### Features

- Separates ground blades (4) from carrier strip
- Adjustable stop for precise positioning
- For use in standard press Part #11-31-6356
- Full-cycle ratchet assures quality
- Tool kit includes: fixture, reel support and base plate

### Specifications\*

Size: Width—800mm (31.50")  
 Depth—381mm (15.00")  
 Height—610mm (24.00")  
 Weight: 40.9kg (90 lb)  
 Rate: Approximately 900 parts per hour dependent on operator skill

Order No.	Description
<a href="#">11-31-6356</a>	Manual Standard Press
<a href="#">62200-3350</a>	Ground Blade Shear Fixture and Press

\*Specifications are for complete set, including tool kit and press

# Application Tooling

## Manual Ground Blade Crimp Fixture for MicroCross™ 71198 Series



### Features

- Crimps 3 to 4 coax style conductors onto MicroCross ground blade
- Crimps upper and lower braid clips simultaneously
- Built-in guides for loading and positioning coax wires before terminating
- For use in standard press Part #11-31-6356
- Full-cycle ratchet assures quality


### Specifications\*

Size: Width—270mm (10.63")  
 Depth—150mm (5.90")  
 Length—530mm (21.00")  
 Weight: 23.1kg (51 lb)  
 Rate: Approximately 130 parts per hour dependent on operator skill

Order No.	Description
<a href="#">11-31-6356</a>	Manual Standard Press
<a href="#">62200-3850</a>	Ground Blade Crimp Fixture and Press

\*Specifications are for complete set, including Ground Blade Crimp Fixture and press

## Manual 10-Circuit Soldering Fixture for MicroCross™ 73623



### Features

- Holds 10-circuit P&D-A/P&D contact stick
- Easy setup and operation


### Specifications

Size: Width—250mm (9.80")  
 Depth—197mm (7.75")  
 Length—100mm (3.90")  
 Weight: 0.9kg (2 lb)  
 Rate: Approximately 30 assemblies per hour dependent on operator skill

Order No.	Description
<a href="#">62200-6200</a>	10-Circuit Sticks

\*Specifications are for complete set, including Ground Blade Crimp Fixture and press

## Manual 2-Circuit and Ground Blade Soldering Fixture for MicroCross™ 71198 and 71197 Series



### Features

- Holds MicroCross ground blade and 2-circuit stick
- Assists users in easily soldering wires in reversible holder to MicroCross ground blade and 2-circuit sticks

### Specifications

Size: Width—250mm (9.80")  
 Depth—197mm (7.75")  
 Height—100mm (3.90")  
 Weight: 0.9kg (2 lb)  
 Rate: Approximately 30 assemblies per hour dependent on operator skill

Order No.	Description
<a href="#">62200-6300</a>	MicroCross Ground Blade and 2 Circuit

# Application Tooling

## Stick Insertion Fixture for MicroCross™



### Features

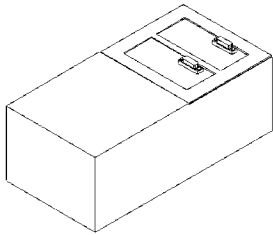
- Pneumatic operation
- Available as three P&D-A/P&D 10-circuit sticks, or a MicroCross ground blade and 2-circuit stick
- Assembles into P&D-A plug assembly

### Specifications

Size: Width—257mm (10.10")  
 Depth—230mm (9.10")  
 Height—150mm (5.90")  
 Weight: 8kg (17.6 lb)  
 Air: Pressure—5.6 BAR (80psig)  
 Consumption—2.8L per minute (0.1 CFM)  
 Rate: Approximately 50 plug assemblies per hour dependent on operator skill

Order No.	Product No.	Description
<a href="#">62200-6600</a>	71754-2000	10-circuit sticks

## MicroCross™ Continuity and Hi-pot Tester



### Features

Molex MicroCross tooling offers a tester kit which includes a standard commercial tester and two custom adapters. This tester is a Cirris model 1000H+ and the adapter model is a DVI-30. The adapter card supports DVI-A, DVI-D and DVI-I. The continuity and hipot test automatically perform a connection resistance test and an insulation resistance/dielectric test on harness and cables. Test results are given audibly, visually and can be printed. DVI is an interface standard which provides an industry specification for a digital visual/video interface between a host device and a display device. Molex MicroCross is the industry standard for digital video. The rate of this tester is approximately 100 assemblies per hour.

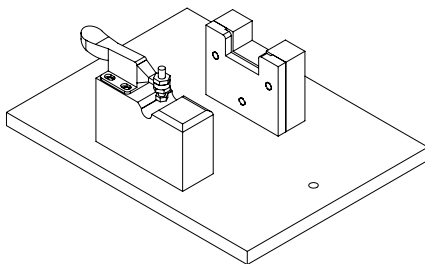
### Specifications

Voltage: 105-134V AC, 60Hz  
 Dimensions: Height—127.00mm (05.00")  
 Width—330.20mm (13.20")  
 Depth—165.10mm (06.50")  
 Weight: Unpacked—3.4kg (7.5 lb)  
 Rate: Approximately 100 assemblies per hour, depending on operator skill level

Tester Order Number	Adapter Order Number	Kit and Tester Order Number
<a href="#">63600-0518</a>	<a href="#">63600-0936</a>	<a href="#">62201-7200*</a>

This order number includes two adapter cards, which are required for double end testing

## MicroCross™ Soldering Fixture



### Features

The Molex MicroCross™ Digital Visual Interface soldering fixture supports a male plug and cable for soldering. This process allows the operator to securely place the plug and cable in the fixture and then use both hands to solder the wires to the terminals. This fixture accepts the connector in two orientations for quick soldering of all rows. The cable clamp is adjustable to accommodate all popular cable sizes. This soldering fixture allows for approximately 30 assemblies per hour, depending on operator skill level.

### Specifications

Dimensions: Height—81.30mm (3.20")  
 Width—200.00mm (07.90")  
 Depth—150.00mm (05.90")  
 Weight: Unpacked—0.9kg (2.0 lb)  
 Rate: Approximately 30 assemblies per hour, depending on operator skill level

Order No.	Product No.	Description
<a href="#">62100-3700</a>	74323-2001, 74323-2002, 74323-2003, 74323-2004, 74323-2011, 74323-2012, 74323-2031, 74323-2032, 74323-2033, 74323-2034	Soldering Fixture

# Application Tooling

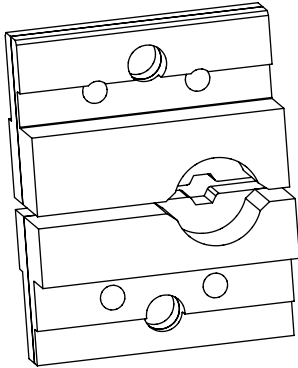
## MicroCross™ Ferrule Crimp Tooling

### Features

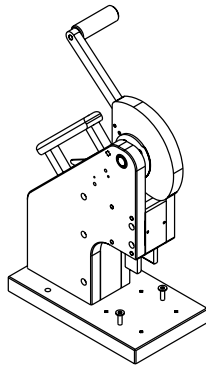
Molex MicroCross tooling offers a ferrule crimp tool that is designed to crimp both the large and small diameters of the ferrule simultaneously. There are two die sets to cover the two ferrules (see list below). The crimp tool works in conjunction with the Molex Standard Manual Press.

### Mechanical

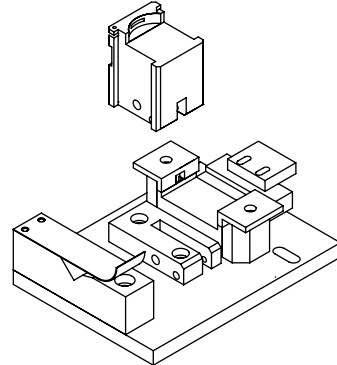
Dimensions (includes Press): Height—530.00mm (21.00")  
 Width—270.00mm (10.63")  
 Depth—150.00mm (05.90")  
 Weight: Unpacked—24.60 kg (55.00 lb)  
 Rate: Approximately 180 assemblies per hour, depending on operator skill level



Die Set



Manual Standard Press



Die Fixture

Order No.	Description
<a href="#">11-31-6356</a>	Manual Standard Press
<a href="#">62200-4401</a>	Die Fixture


Order No.	Cable Range	EMI Can	Description
<a href="#">62200-6700</a>	6.25-7.31 (.246-.288)	88789-9332	Die Set
<a href="#">62200-6701</a>		88789-9333	Die Fixture + Die Set
<a href="#">62200-6702</a>			Press + Die Fixture + Die Set
<a href="#">62200-4431</a>	8.18-8.99 (.322-.354)	88789-9332	Die Set
<a href="#">62200-4441</a>		88789-9333	Die Fixture + Die Set
<a href="#">62200-4443</a>			Press + Die Fixture + Die Set

Note: For all other crimp ferrule options contact Molex.



# Application Tooling

## Manual Standard Press for SCSi+ Shielded I/O for 0.63mm (.025") Pitch Ribbon Cable



### Features

- Cable is located before termination
- Feed-through and feed-to capability
- Press has full-cycle ratchet to ensure complete termination
- Connectors may be spaced as close as 35mm (1.4")

### Specifications

Size: Width—230mm (9")  
 Depth—457mm (18")  
 Height—457mm (18")  
 Weight: 27kg (60 lb)  
 Rate: Up to 150 connectors per hour, dependent on operator speed and application  
 Application Specification: AS70498-001

Order No.		Connector	Description
Press with Tooling	Tool Kit Only*		
62200-5500	62200-4600	70498-5068	Press for SCSi+ All Circuit Sizes

\*If you already own a press, only tool kit is necessary

## Manual Discrete Wire Press for SCSi+ Shielded I/O



### Features

- Separate loading fixture allows user to load nests off-line to increase productivity
- Tool kits available for 50 and 68 circuit product, minimizing the investment needed to terminate different circuit sizes
- Low force to cut-off wires and terminate the plug
- Safety posts assure the operator cannot terminate unless nests are together reducing the risk of damaging tooling
- Designed to be used either as a complete lace, cut and terminate tool or one cut and terminate press will support up to 5 lacing fixtures

### Specifications

Size:  
 Width: Press—254mm (10.00")  
 Fixture—61mm (2.5")  
 Depth: Press—392mm (16.00")  
 Fixture—135mm (5.5")  
 Height: Press—466mm (19.00")  
 Fixture—123mm (5.0")  
 Weight: Press—81.4kg (37 lb)  
 Fixture—3.3kg (1.5 lb)  
 Production Rate:  
 Loading—Able to load nine 50 circuit housings per hour, dependent on operator skill  
 Termination—Able to trim and terminate 60 plug ends per hour, dependent on operator skill  
 Application Specification: AS79058-001

Order No.	Connector	Description
62200-0000	71295	Manual Press Only*
62200-0100		Manual Press Tooling for 50 Circuit Plug
62200-0200		Manual Press Tooling for 68 Circuit Plug
62200-2800		Complete Press with Tooling for 50 Circuit Plug†
62200-2500		Complete Press with Tooling for 68 Circuit Plug†
62200-0300		Loading Fixture for 50 Circuit Upper Housing
62200-0400		Loading Fixture for 68 Circuit Upper Housing
62200-0500		Transfer Clamp for 50 Circuit Upper Housing
62200-0600		Transfer Clamp for 68 Circuit Upper Housing
62200-2600		Loading Fixture and Transfer Clamp for 50 Circuit
62200-2700		Loading Fixture and Transfer Clamp for 68 Circuit

\*Manual press requires specific tooling for corresponding circuit size

†Complete press includes manual press, tooling for one circuit size, loading fixture and transfer clamp

# Application Tooling

## Semi-Automatic Terminator for SCSI+ Shielded I/O for Jacketed Multi-Conductor Cable



### Features

- All-electric operation; no air required
- Easy to set up and operate
- Up to 25 different jobs can be saved in memory
- Optional speech synthesizer to announce wire color
- Keypad with display shows operator connector position, number of connectors made and diagnostic faults messages

### Specifications

Size: Width—560mm (22")  
Depth—660mm (26")  
Height—580mm (23")  
Weight: 55kg (120 lb)  
Electrical: Voltage—110/220V AC, 50/60 Hz  
Current—10.0A at 120V or 5.0A at 220V  
Rate: Up to twenty 50 circuit (or fifteen 68 circuit) plugs per hour, dependent on operator speed and application  
Application Specification: AS79058-001

Order No.	Connector*	Description
<a href="#">62300-4200†</a>	15-87-1050, 15-87-1068	Semi-Automatic Press for Jacketed Cable

\*Terminator is furnished with tooling to process 50 and 68 position connectors  
†Unless otherwise specified, terminator will be delivered to operate at 120V AC.  
If 220V is specified, machine will be delivered with US standard plug.

# Application Tooling Ultra+™ VHDCI

## Termination Press



Order No.
<a href="#">62200-4500</a>

### Features

The Ultra+ Terminating Press was designed as a stand-alone unit capable of doing all the steps necessary to terminate a VHDCI connector. It is ideally suited for low-volume, manual applications.

### Specifications

Size: Width—203mm (8.0")  
Depth—457mm (18.0")  
Height—355mm (14.0")  
Weight: 18.0kg (40 lb.)  
Rate: 4 complete 68 circuit plugs per hour depending on operator skill

## Raptor II Semi-Automatic Termination Machine



Order No.
<a href="#">62300-4100</a>

### Features

The Raptor II Machine will do all the steps necessary to terminate a VHDCI connector. The wire holding covers are positioned in the machine and the prepared cable is clamped in place. Then the tool automatically indexes to receive each pair of wires. Each pair of wires, when positioned, is automatically pushed into the covers and cut off. When all the wires are loaded, the plug is manually placed in the tool and terminated by activating the lever on the side of the machine.

### Specifications

Size: Width—505mm (19.9")  
Depth—660mm (26.0")  
Height—575mm (22.6")  
Weight: 90.8kg (200 lb.)  
Electrical: Voltage—110/220V AC  
Current—5/2.5A  
Power Supply Current Frequency—50/60 Hz  
Rate: 12 complete 68 circuit plugs per hour depending on operator skill

# Application Tooling

## Manual Ferrule Crimp Hand Tool for LFH™



Order No.	Description
<a href="#">62100-0100</a>	Ferrule Hand Tool with Dies
<a href="#">62100-0200</a>	
<a href="#">11-31-6379</a>	Untooled Hand Tool
<a href="#">62100-0101</a>	Ferrule Crimping Die
<a href="#">62100-0201</a>	

### Features


- Crimp die has 2 positions to crimp the large and small diameter in a 2 step operation
- For low volume, prototype or repairs



## Standard Manual Press for Ferrule Crimp LFH™

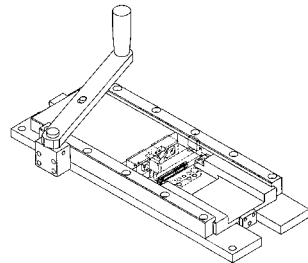


- Able to crimp both large and small diameter of the ferrule in 1 step
- Ratchet terminator assures completion of full cycle
- Modularity, able to use same press for stick prep and ferrule crimp with a simple die change



Order No.	Ferrule No.	Description
<a href="#">62200-1295</a>	71256-0001	Ferrule Crimp Manual Press with Fixture and Dies
<a href="#">62200-1395</a>	71256-0002	
<a href="#">62200-1200</a>	71256-0001	Fixture and Dies Only
<a href="#">62200-1300</a>	71256-0002	
<a href="#">62200-1202</a>	71256-0001	Manual Press Ferrule Crimp, Dies Only
<a href="#">62200-1301</a>	71256-0002	

## Manual Stick Loading Tool for LFH™



### Features

- Used for inserting terminated LFH sticks into LFH connector housing
- All 4 sticks are simultaneously inserted
- Stick-holding nest has feature to prevent loading sticks upside down
- Insertion lever has positive stop for consistent insertions
- Holes provided for mounting to workbench

### Specifications

Size: Width—400mm (16")

Depth—250mm (10")

Height—130mm (5")

Weight: 11.3kg (25 lb)

Rate: Up to 60 plugs per hour, dependent on operator speed and application

Order No.		Use with Molex Connector	Description
Complete Tool	Tool Kit Only		
<a href="#">62200-1500</a>	<a href="#">62200-0800</a>	70929-2000	Stick Insertion Tool, 60-Circuit Plug
<a href="#">62200-1600</a>	<a href="#">62200-0900</a>	71691-0003	Stick Insertion Tool, 60-Circuit Receptacle
<a href="#">62200-1700</a>	<a href="#">62200-1000</a>	71624-3000	Stick Insertion Tool, 160-Circuit Plug



# Application Tooling

## Cable Selector Machine 1.00 and 1.27mm Series for I/O Cable



### Features

- Lightweight
- Programmable
- After one end is terminated, machine automatically indicates what circuit other end should be placed in
- Automatically cuts off ends once inserted into nest
- 1.00mm, 120 circuit requires 2 machines to complete

### Specifications

Size: Width—310mm (12.20")  
 Depth—545mm (21.46")  
 Height—220mm (8.66")  
 Weight: 15kg (33.6 lb)  
 Electrical: Voltage—100V, 50/60 Hz, Current—3.0A  
 Rate: 1.00mm series, 10 circuit—22 ends per hour  
 1.00mm series, 26 circuit—11 ends per hour  
 1.00mm series, to 120 circuit—2 ends per hour  
 1.27mm series, 20 circuit—14 ends per hour  
 1.27mm series, to 80 circuit—4 ends per hour  
 depending on operator skill

Order No.	For Connector Series	Description
<a href="#">57846-7000</a>	52316	1.00mm Cable Selector 10 to 68 Circuits
<a href="#">57868-7000</a>		1.00mm Cable Selector-120P(A)
<a href="#">57869-7000</a>		1.00mm Cable Selector-120P(B)
<a href="#">57847-7000</a>		1.27mm Cable Selector

## Manual Wiring Jig 1.00 and 1.27mm I/O Series



### Features

- Presses wires into upper housing and cuts off the ends
- Manual version of the selector machine
- Available in dedicated circuit sizes only

### Specifications

Size: Width—180mm (7.09")  
 Depth—380mm (14.96")  
 Height—440mm (17.32")  
 Weight: 16kg (35.8 lb)  
 Rate: 1.00mm series, 10 circuit—15 ends per hour  
 1.00mm series, 26 circuit—8 ends per hour  
 1.27mm series, 20 circuit—8 ends per hour  
 1.27mm series, to 50 circuit—6 ends per hour

Order No.	For Connector Series	Description
<a href="#">57859-5000</a>	52316	1.00mm Manual Wiring Jig for 10 Circuit
<a href="#">57879-5000</a>		1.00mm Manual Wiring Jig for 20 Circuit
<a href="#">57849-5000</a>		1.00mm Manual Wiring Jig for 26 Circuit
<a href="#">57883-5000</a>		1.00mm Manual Wiring Jig for 50 Circuit
<a href="#">57874-5000</a>		1.00mm Manual Wiring Jig for 68 Circuit
<a href="#">57883-5000</a>		1.00mm Manual Wiring Jig for 80 Circuit
<a href="#">57826-5000</a>		1.27mm Manual Wiring Jig for 20 Circuit
<a href="#">57837-5000</a>		1.27mm Manual Wiring Jig for 26 Circuit
<a href="#">57843-5000</a>		1.27mm Manual Wiring Jig for 36 Circuit
<a href="#">57862-5000</a>		1.27mm Manual Wiring Jig for 50 Circuit
<a href="#">57835-5000</a>		1.27mm Manual Wiring Jig for 68 Circuit
<a href="#">57856-5000</a>		1.27mm Manual Wiring Jig for 80 Circuit

## Manual Wiring Jig, 1.00mm, 1.20 Circuit for I/O Series



### Features

- Manual tool for pressing wires into 120 circuit upper housing and cutting off ends
- Comes with "A" and "B" nests which are loaded outside the press then inserted for trimming

### Specifications

Size: Width—180mm (7.09")  
 Depth—380mm (14.96")  
 Height—440mm (17.32")  
 Weight: 16kg (35.8 lb)  
 Rate: 2 ends per hour depending on operator skill

Circuits	Order No.	For Connector Series
120	<a href="#">57832-5000</a>	55032

# Application Tooling

## Manual Wire Terminator 1.00 and 1.27mm Series



### Features

- Presses upper housing into plug assembly
- All wires terminated simultaneously
- Modular and portable
- 1.00mm, 120 circuit requires both an "A" and a "B" tool to complete a cable end

### Specifications

Size: Width—180mm (7.09")  
 Depth—380mm (14.96")  
 Height—440mm (17.32")  
 Weight: 16kg (35.8 lb)  
 Rate: 82 ends per hour  
 120 circuit—41 ends per hour depending on operator

Order No.	For Shell Body Series	Description
<a href="#">57860-5000</a>	52660	1.00mm Cable Wire Terminator for 10 Circuit
<a href="#">57850-5000</a>		1.00mm Cable Wire Terminator for 26 Circuit
<a href="#">57833-5000</a>	53584	1.00mm Cable Wire Terminator for 120 Circuit (A)
<a href="#">57848-5000</a>		1.00mm Cable Wire Terminator for 120 Circuit (B)
<a href="#">57827-5000</a>	52316	1.27mm Cable Wire Terminator for 20 Circuit
<a href="#">57838-5000</a>		1.27mm Cable Wire Terminator for 26 Circuit
<a href="#">57844-5000</a>		1.27mm Cable Wire Terminator for 36 Circuit
<a href="#">57863-5000</a>		1.27mm Cable Wire Terminator for 50 Circuit
<a href="#">57836-5000</a>		1.27mm Cable Wire Terminator for 68 Circuit
<a href="#">57857-5000</a>		1.27mm Cable Wire Terminator for 80 Circuit

## Manual Shell Crimping Press 1.00 and 1.27mm Series



### Features

- Modular and portable
- Crimps the shell onto the loaded plug assembly

### Specifications

Size: Width—180mm (7.09")  
 Depth—380mm (14.96")  
 Height—440mm (17.32")  
 Weight: 16kg (35.8 lb)  
 Rate: 72 ends per hour depending on operator

Order No.	For Connector Series	Description
<a href="#">57863-5000</a>	52661	1.00mm Cable Wire Shell Crimping Press for 10 Circuit
<a href="#">57851-5000</a>		1.00mm Cable Wire Shell Crimping Press for 26 Circuit
<a href="#">57828-5000</a>	52370	1.27mm Cable Wire Shell Crimping Press for 20 Circuit
<a href="#">57839-5000</a>		1.27mm Cable Wire Shell Crimping Press for 26 Circuit
<a href="#">57845-5000</a>		1.27mm Cable Wire Shell Crimping Press for 36 Circuit
<a href="#">57864-5000</a>		1.27mm Cable Wire Shell Crimping Press for 50 Circuit
<a href="#">57858-5000</a>		1.27mm Cable Wire Shell Crimping Press for 80 Circuit

# Application Tooling

## Manual Plug Hand Tool for 90075 Series

- For prototype and repairs
- Ratchet will not open until crimp action is completed
- Die sets can be changed to accommodate different circuit sizes



Description	Order No.	Plug	Plug Size and No. of Contacts
W.E. Plug, N.K.	<a href="#">69008-1120</a>	90075-0003	4/4
		90075-0027	
	<a href="#">69008-1121</a>	90075-0011	6/4
W.E. Plug, Key	<a href="#">69008-1121</a>	90075-0035	
W.E. Plug, N.K.	<a href="#">69008-1122</a>	90075-0007	6/6
		90075-0031	
	<a href="#">69008-1123</a>	90075-0136/0145	8/6
	<a href="#">69008-1124</a>	90075-0132/0141	8/8

This range of hand tools is for the application of loose part plugs only

## Manual Shielded Plug Hand Tool for 95043 Series

- For prototype and repairs
- Ratchet will not open until crimp action is completed
- Die sets can be changed to accommodate different circuit sizes



Description	Order No.	Plug
Shielded 5.40mm Cable	<a href="#">69008-1100</a>	95043-2881
Shielded 6.00mm Cable	<a href="#">69008-1104</a>	95043-5881

# Application Tooling

## Manual Press and Fixtures for 90075



Description	Order No.
Manual Press Only	<a href="#">69020-0660</a>

Description	Order No.		Plug	Plug Size and No. of Contacts						
	Terminator Die	Terminator Die Spare Tooling								
W.E. Plug, N.K.*	<a href="#">69020-0500</a>		90075-0003	4/4						
			90075-0027							
			90075-0011							
W.E. Plug, Key*			<a href="#">69020-0500</a>		90075-0035	6/4				
					90075-0012					
					90075-0036					
W.E. Plug, N.K.*					<a href="#">69020-0500</a>		90075-0007	6/6		
							90075-0031			
							90075-0008			
W.E. Plug, Key*							<a href="#">69020-0500</a>		90075-0032	6/6
									90075-0128	
									90075-0136	
W.E. Plug, N.K.*	<a href="#">69020-0140</a>								90075-0145	8/6 S. Body
									90075-0124	
									90075-0132	
			90075-0141	8/8 S. Body						

\*These are terminated as loose parts only

# Application Tooling

## Shielded Modular Plug Auto Termination Machine for 95043 Series



### Features

- High precision
- Easily changeable tooling
- Portable
- All electric operation
- Simple operation

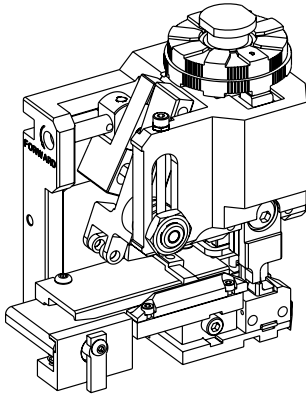
### Specifications

Weight: 10.5kg (23.2 lb)  
 Size: Width—150mm (5.9")  
 Depth—305mm (12")  
 Height—150mm (5.9")  
 Electrical: 110V, 60 Hz, 7A  
 Rate: 600 terminations per hour depending on operator skill

Description	Order No.	Product No.
Shielded Modular Plug Auto-Termination	<a href="#">62300-1400</a>	95043

# Application Tooling

## Semi-Automatic Mini-Mac Applicator For 90075 Series Plugs



US Press			
Description	Order No.	Volts	Used With
TM-3000	<a href="#">63801-7200</a>	110V	FineAdjust and Mini-Mac Applicators
	<a href="#">63801-7300</a>	220V	

Europe Press			
Description	Order No.	Volts	Used With
P100 Bench Press	<a href="#">69014-0135</a>	220V	FineAdjust and Mini-Mac Applicators
P107 Bench Press	<a href="#">69014-0092</a>		

Plug Type	Mini-Mac Applicator	Mini-Mac Spare Tooling
90075 4/4	69037-1213	69037-2213
90075 6/2	69037-1228	69037-2228
90075 6/4	69037-1229	69037-2229
90075 6/6	69037-1183	69037-2183
90075 8/8	69037-1190	69037-2190

# Application Tooling

## Semi-Automatic TM-40/42 Terminator Dies For 90075 Series



Description	Order No.	Volts	Used With
European TM-42 Press	<a href="#">69002-5000</a>	220V	T2 and Terminator Dies
US TM-42 Press	<a href="#">69002-5001</a>	110V	

Description	Order No.		Plug	Plug Size and No. of Contacts
	Terminator Die	Terminator Die Spare Tooling		
W.E. Plug, N.K.*	<a href="#">69017-0087</a>	<a href="#">69017-0088</a>	90075-0001	4/4
			90075-0025	
			90075-0049	
			90075-0053	4/3
90075-0057				
W.E. Plug, Key*	<a href="#">69017-0069</a>	<a href="#">69017-0067</a>	90075-0058	6/2
W.E. Plug, N.K.*	<a href="#">69017-0065</a>	<a href="#">69017-0059</a>	90075-0061	6/3
W.E. Plug, Key*	<a href="#">69017-0069</a>	<a href="#">69017-0067</a>	90075-0062	
W.E. Plug, N.K.*	<a href="#">69017-0065</a>	<a href="#">69017-0059</a>	90075-0009	6/4
W.E. Plug, Key*	<a href="#">69017-0065</a>	<a href="#">69017-0059</a>	90075-0033	
			90075-0010	
			90075-0034	
W.E. Plug, N.K.*	<a href="#">69017-0068</a>	<a href="#">69017-0066</a>	90075-0005	6/6
W.E. Plug, Key*	<a href="#">69017-0060</a>	<a href="#">69017-0058</a>	90075-0029	
			90075-0006	
			90075-0030	
W.E. Plug, N.K.*	<a href="#">69017-0096</a>	<a href="#">69017-0044</a>	90075-0126	8/6 S. Body
			90075-0134	
			90075-0143	
			90075-0122	8/8 S. Body
			90075-0130	
	<a href="#">69017-0095</a>	<a href="#">69017-0050</a>	90075-0139	


# Application Tooling

## Manual Standard Press For RF Coaxial Connectors



### Features

- Fullcycle ratchet on manual press
- Employs same crimp dies as hand tools (not included)
- Complete tool requires press, fixture and a die
- Hand tools and die must be ordered separately



RF Tool Kit

Order No.	Description	RG/U Cable	Series
<a href="#">11-31-6356</a>	Manual Press		
<a href="#">11-31-7559</a>	Die Holder Fixture		
<a href="#">11-21-9507</a>	Manual Standard Press and Fixture		
<a href="#">11-31-9025</a>	Press Die	55, 58, 141A, 142B	BNC, TNC
<a href="#">11-31-9026</a>		59, 62	



# Crimp Application Tooling

## Hand Crimpers

### Cross Reference

#### Molex Japan Hand Tools



- Ideal for prototype work, small production volumes and field repair
- Ratchet release action determines correct crimp height repeatability
- Adjustable eccentric to allow for crimp pressure adjustment
- Wire stop and terminal locator on most tools
- Forms both conductor and insulation crimps in one action
- Competitively priced

#### Preferred Version in Japan—Not Available in the US

Terminal Series No.	Order No.			Modular Crimp Die	Wire Gauge AWG (mm <sup>2</sup> )	Insulation Diameter	Strip Length
	Hand Tool	Extraction Tool	Insertion Tool				
1189/1190	<a href="#">JHTR1031C</a>	<a href="#">11-26-0029</a>	<a href="#">11-02-0003</a>		14-20 (2.00-0.50)	1.9-3.8 (.075-.150)	3.7-4.2 (.146-.165)
1380/1381	<a href="#">JHTR1031C</a>	<a href="#">11-26-0029</a>	<a href="#">11-02-0003</a>		18-24 (0.80-0.20)	1.5-3.18 (.059-.122)	3.7-4.2 (.146-.165)
1433/1434	<a href="#">JHTR2262</a>	<a href="#">11-26-0029</a>	<a href="#">11-02-0003</a>		24-28 (0.20-0.08)	1.1-1.5 (.043-.059)	3.7-4.2 (.146-.165)
1560/1561	<a href="#">JHTR1719C</a>	<a href="#">11-26-7034</a>	<a href="#">11-02-0001</a>		18-24 (0.80-0.20)	1.5-3.0 (.059-.118)	2.8-3.4 (.110-.134)
1854/1855	<a href="#">JHTR2262A</a>	<a href="#">11-26-7034</a>	<a href="#">11-02-0001</a>		22-26 (0.35-0.12)	1.3-1.5 (.051-.059)	2.6-3.2 (.102-.126)
1854/1855	<a href="#">JHTR2262J</a>	<a href="#">11-26-7034</a>	<a href="#">11-02-0001</a>		26-28 (0.12-0.08)	0.8-1.3 (.031-.051)	2.6-3.2 (.102-.126)
2477/2478	<a href="#">11-26-0010</a>	<a href="#">11-26-0059</a>			18-22 (0.08-0.35)	1.7-2.5 (.067-.098)	3.0-3.5 (.118-.138)
2578	<a href="#">11-26-0010</a>	<a href="#">11-26-0059</a>			24-26 (0.20-0.12)	1.2-1.5 (.047-.059)	3.0-3.5 (.118-.138)
2759	<a href="#">JHTR2262J</a>	<a href="#">J5800-004</a>	<a href="#">11-02-0004</a>		26-28 (0.12-0.08)	0.8-1.3 (.031-.051)	2.8-3.4 (.110-.134)
5005/5006	<a href="#">JHTR1719C</a>	<a href="#">J5800-002</a>	<a href="#">11-02-0005</a>		18-24 (0.80-0.20)	1.5-3.0 (.059-.118)	2.7-3.3 (.106-.130)
5008/5009	<a href="#">JHTR2262A</a>	<a href="#">J5800-002</a>	<a href="#">11-02-0005</a>		24-26 (0.20-0.12)	1.3-1.7 (.051-.067)	2.7-3.3 (.106-.130)
5103	<a href="#">JHTR5907</a>				22-28 (0.35-0.08)	1.2-1.9 (.047-.075)	2.6-3.2 (.102-.126)
5139	<a href="#">JHTR2262J</a>	<a href="#">11-03-0022</a>	<a href="#">11-02-0004</a>		26-28 (0.12-0.08)	0.8-1.3 (.031-.051)	2.8-3.4 (.110-.134)
5159	<a href="#">JHTR2262J</a>	<a href="#">J5800-004</a>	<a href="#">11-02-0004</a>		26-28 (0.12-0.08)	0.8-1.3 (.031-.051)	2.8-3.4 (.110-.134)
5167	<a href="#">JHTR2445A</a>	<a href="#">J5800-004/57092-6000</a>			18-22 (0.08-0.35)	1.7-2.5 (.067-.098)	3.0-3.5 (.118-.138)
5168	<a href="#">JHTR2445A</a>	<a href="#">J5800-004/57092-6000</a>			24-26 (0.20-0.12)	1.2-1.5 (.047-.059)	3.0-3.5 (.118-.138)
5175	<a href="#">JHTR1031C</a>				16-22 (1.30-0.35)	1.7-3.1 (.067-.122)	3.7-4.3 (.146-.169)
5190-1				<a href="#">JM5865A</a>			6.00-6.60 (.236-.260)
5190-01P				<a href="#">JM5865A</a>			6.00-6.60 (.236-.260)
5194	<a href="#">JHTR5904</a>	<a href="#">11-26-0100</a>			18-24 (0.80-0.20)	1.3-3.0 (.051-.118)	3.0-3.5 (.118-.138)
5225	<a href="#">JHTR5906</a>	<a href="#">11-26-0100</a>			22-28 (0.35-0.08)	1.2-2.6 (.047-.102)	3.0-3.5 (.118-.138)
5241	<a href="#">JHTR2262J</a>	<a href="#">11-26-0060</a>			26-28 (0.12-0.08)	0.8-1.3 (.031-.051)	2.6-3.2 (.102-.126)
5263	<a href="#">JHTR5974</a>				22-28 (0.35-0.08)	1.2-1.9 (.047-.075)	2.4-2.9 (.094-.114)
5294	<a href="#">11-26-0101</a>	<a href="#">J5800-009</a>				1.3-1.5 (.051-.059)	2.0-2.5 (.079-.098)
5298				<a href="#">JM5998A</a>			4.70-5.30 (.185-.209)
5298T2				<a href="#">JM5998A</a>			4.70-5.30 (.185-.209)
5378	<a href="#">57050-5000</a>					1.5 (.059) max.	1.7-2.3 (.067-.091)
5394T2	<a href="#">57029-5000</a>				20-22 (0.50-0.35)	2.1 (.083) max.	2.1-2.7 (.083-.106)
5479P8T2	<a href="#">57035-5000</a>	<a href="#">57005-6000</a>	<a href="#">57005-6000</a>		30-34 (0.05-0.02)	0.5-0.9 (.020-.035)	1.2-3.0 (.047-.118)
5556/5558	<a href="#">57027-5000</a>	<a href="#">57031-6000</a>			18-24 (0.80-0.20)	2.3-3.1 (.091-.122)	3.0-3.5 (.118-.138)
5556T2/5558T2	<a href="#">57064-5000</a>	<a href="#">57031-6000</a>				0.9-1.8 (.035-.071)	2.8-3.3 (.110-.130)
5659	<a href="#">JHTR5972</a>				22-28 (0.35-0.08)	1.1-1.7 (.043-.067)	2.5-3.0 (.098-.118)
8980-3C				<a href="#">57102-3000</a>			5.00-5.50 (.197-.217)
8980-3C1				<a href="#">57102-3000</a>			5.00-5.50 (.197-.217)
8980-4C				<a href="#">JM5866A</a>			3.70-4.20 (.146-.165)
8980-4C1				<a href="#">JM5866A</a>			3.70-4.20 (.146-.165)
8980-6C				<a href="#">JM5866A</a>			3.70-4.20 (.146-.165)
50011	<a href="#">57032-5000</a>	<a href="#">57105-6000</a>			24-30 (0.20-0.05)	0.8-1.4 (.031-.055)	1.6-2.1 (.063-.083)
50012/50013	<a href="#">57046-5000</a>				24-28 (0.20-0.08)	1.15 (.045) max.	1.7-2.3 (.067-.091)
50031	<a href="#">57075-5000</a>	<a href="#">57105-6000</a>			30-34 (0.05-0.02)	0.5-0.9 (.020-.035)	1.6-2.1 (.063-.083)
50034	<a href="#">57056-5000</a>	<a href="#">57057-6000</a>			26-30 (0.12-0.05)	0.8-1.4 (.031-.055)	1.4-1.9 (.055-.075)
50038/50039	<a href="#">57085-5000</a>				AW50.3	1.8 (.071) max.	2.0-2.5 (.079-.098)
50038/50039	<a href="#">57086-5000</a>				CAV50.5	1.8 (.071) max.	2.0-2.5 (.079-.098)
50051	<a href="#">57053-5000</a>				30-33 (0.05-0.025)	0.56-0.85	1.7-2.3 (.067-.091)
50058	<a href="#">57068-5000</a>	<a href="#">57072-6000</a>			28-32 (0.08-0.03)	1.0 (.039) max.	1.4-1.9 (.055-.075)
50061	<a href="#">57070-5000</a>	<a href="#">57072-6000</a>			28-32 (0.08-0.03)	1.0 (.039) max.	1.4-1.9 (.055-.075)
50065		<a href="#">57094-6000</a>					2.4-2.9 (.094-.114)
50079	<a href="#">57177-5000</a>	<a href="#">57072-6000</a>			26-28 (0.12-0.08)	1.0 (.039) max.	1.4-1.9 (.055-.075)
50080		<a href="#">57072-6000</a>					1.4-1.9 (.055-.075)
50083	<a href="#">57036-5000</a>	<a href="#">57033-6000</a>	<a href="#">57033-6000</a>		24-26 (0.20-0.12)	1.6 (.063) max.	3.0-3.5 (.118-.138)
50084	<a href="#">57036-5000</a>	<a href="#">57033-6000</a>	<a href="#">57033-6000</a>		22-24 (0.35-0.20)	1.6 (.063) max.	3.0-3.5 (.118-.138)
50087	<a href="#">57036-5000</a>	<a href="#">57033-6000</a>	<a href="#">57033-6000</a>		24-26 (0.20-0.12)	1.6 (.063) max.	3.0-3.5 (.118-.138)
50088	<a href="#">57036-5000</a>	<a href="#">57033-6000</a>	<a href="#">57033-6000</a>		22-24 (0.35-0.20)	1.6 (.063) max.	3.0-3.5 (.118-.138)

# Crimp Application Tooling

## Hand Crimpers

### Cross Reference

#### Molex Japan Hand Tools

Terminal Series No.	Order No.			Modular Crimp Die	Wire Gauge AWG (mm <sup>2</sup> )	Insulation Diameter	Strip Length
	Hand Tool	Extraction Tool	Insertion Tool				
50089		<a href="#">57094-6000</a>					2.4-2.9 (.094-.114)
50095/50096	<a href="#">57097-5000</a>	<a href="#">57120-6000</a>			16 (1.30)	3.1-3.4 (.122-.134)	3.7-4.3 (.146-.169)
50097	<a href="#">57118-5000</a>				20-24 (0.50-0.20)	1.4-2.1 (.055-.083)	2.5-3.0 (.098-.118)
50098	<a href="#">57119-5000</a>				18-22 (0.08-0.35)	1.8-2.6 (.071-.102)	2.5-3.0 (.098-.118)
50099		<a href="#">57072-6000</a>					1.4-1.9 (.055-.075)
50105/50106	<a href="#">57106-5000</a>	<a href="#">57120-6000</a>			22-24 (0.35-0.20)	2.2-2.5 (.087-.098)	3.7-4.3 (.146-.169)
50118/50119	<a href="#">57085-5000</a>				AVSO.3	1.6 (.063) max.	2.0-2.5 (.079-.098)
50118/50119	<a href="#">57086-5000</a>				CAVSO.5		2.0-2.5 (.079-.098)
50125	<a href="#">57140-5000</a>	<a href="#">57072-6000</a>			26-28 (0.12-0.08)	1.6 (.063) max.	1.4-1.9 (.055-.075)
50127/50128	<a href="#">57125-5000</a>	<a href="#">57120-6000</a>			20-24 (0.50-0.20)	1.15-1.87 (.045-.074)	3.7-4.3 (.146-.169)
50133	<a href="#">57139-5000</a>	<a href="#">57072-6000</a>			28-32 (0.08-0.03)	1.0 (.039)max.	1.4-1.9 (.055-.075)
50146	<a href="#">57168-5000</a>	<a href="#">57161-6000</a>				1.4-1.9 (.055-.075)	2.0-2.5 (.079-.098)
50147	<a href="#">57132-5000</a>					1.4-1.9 (.055-.075)	2.0-2.5 (.079-.098)
50148	<a href="#">57132-5000</a>					1.4-1.9 (.055-.075)	2.0-2.5 (.079-.098)
50156	<a href="#">57135-5000</a>				AV-0.5F	2.2-2.3 (.087-.091)	2.0-2.5 (.079-.098)
50200	<a href="#">57174-5000</a>	<a href="#">57105-6000</a>			22 (0.35)	1.4 (.055) max.	1.6-2.1 (.063-.083)
50207	<a href="#">57187-5000</a>						2.0-2.5 (.079-.098)
50212	<a href="#">57176-5000</a>	<a href="#">57105-6000</a>			24-30 (0.20-0.05)	1.1-1.4 (.043-.055)	1.3-1.8 (.051-.071)
50217	<a href="#">57189-5000</a>	<a href="#">J5800-009</a>			18-24 (0.80-0.20)	1.5-2.2 (.059-.087)	3.0-3.5 (.118-.138)
50217	<a href="#">57190-5000</a>	<a href="#">J5800-009</a>			18-24 (0.80-0.20)	2.3-3.0 (.091-.118)	3.0-3.5 (.118-.138)
50351	<a href="#">57295-5000</a>	<a href="#">57309-6000</a>		<a href="#">57293-3000</a>	22-28 (0.35-0.08)	1.10-1.70 (.043-.067)	2.30-2.80 (.091-.110)
50397	<a href="#">57316-5000</a>	<a href="#">57316-6100</a>		<a href="#">57316-3000</a>	22-28 (0.35-0.08)	1.10-1.70 (.043-.067)	2.60-3.10 (.102-.122)
50398	<a href="#">57316-5000</a>	<a href="#">57316-6000</a>		<a href="#">57316-3000</a>	22-28 (0.35-0.08)	1.10-1.70 (.043-.067)	2.60-3.10 (.102-.122)
50419	<a href="#">57328-5000</a>	<a href="#">57316-6000</a>		<a href="#">57328-3000</a>	18-24 (0.80-0.20)	1.50-2.20 (.059-.087)	3.00-3.50 (.118-.138)
50419	<a href="#">57328-5100</a>	<a href="#">57316-6000</a>		<a href="#">57328-3000</a>	18-24 (0.80-0.20)	2.30-3.00 (.091-.118)	3.00-3.50 (.118-.138)
50516	<a href="#">57317-5000</a>	<a href="#">57317-6000</a>			28-32 (0.08-0.03)	1.00 (.040) max.	
50539	<a href="#">57189-5000</a>	<a href="#">57183-6000</a>		<a href="#">57183-3000</a>	18-24 (0.80-0.20)	1.50-2.20 (.059-.087)	3.00-3.50 (.118-.138)
50539	<a href="#">57190-5000</a>	<a href="#">57183-6000</a>		<a href="#">57183-3000</a>	18-24 (0.80-0.20)	2.30-3.00 (.091-.118)	3.00-3.50 (.118-.138)
50597/50599	<a href="#">57347-5200</a>	<a href="#">57347-6000</a>		<a href="#">57347-3000</a>	16-18 (1.30-0.80)	2.00-2.60 (.079-.102)	2.70-3.30 (.106-.130)
50597/50599	<a href="#">57347-5300</a>	<a href="#">57347-6000</a>		<a href="#">57347-3000</a>	16-22 (1.30-0.35)	2.30-3.30 (.091-.130)	2.70-3.30 (.106-.130)
50597/50599	<a href="#">57347-5400</a>	<a href="#">57347-6000</a>		<a href="#">57347-3000</a>	16-20 (1.30-0.50)	2.00-2.50 (.079-.098)	2.70-3.30 (.106-.130)
50598/50600	<a href="#">57347-5000</a>	<a href="#">57347-6000</a>		<a href="#">57347-3000</a>	20-26 (0.50-0.12)	1.20-1.90 (.047-.075)	2.70-3.30 (.106-.130)
50598/50600	<a href="#">57347-5100</a>	<a href="#">57347-6000</a>		<a href="#">57347-3000</a>	24-26 (0.20-0.12)	2.10-2.40 (.083-.095)	2.70-3.30 (.106-.130)
50637/50638	<a href="#">57355-5000</a>	<a href="#">57355-6000/57355-6100</a>			14-16 (2.00-1.30)	3.2-3.8 (.126-.150)	3.9-4.4 (.154-.173)
50641	<a href="#">57352-5000</a>				26-30 (0.12-0.05)	0.50-0.90 (.020-.040)	
50752	<a href="#">57385-5000</a>				22-28 (0.35-0.08)	1.1-1.7 (.043-.067)	2.0-2.5 (.079-.098)
50753	<a href="#">57352-5100</a>				30-32 (0.05-0.03)	0.40-0.55 (.016-.022)	
50802	<a href="#">JHTR5907</a>			<a href="#">JMS857A</a>	22-28 (0.35-0.08)	1.20-1.90 (.047-.075)	2.60-3.20 (.102-.126)
50837	<a href="#">57391-5000</a>			<a href="#">57391-3000</a>	22-28 (0.35-0.08)	1.00-1.80 (.039-.071)	2.30-2.80 (.091-.110)
56035	<a href="#">57399-5000</a>	<a href="#">57399-6000</a>			22-26 (0.35-0.12)	1.2-1.7 (.047-.067)	2.3-2.8 (.091-.110)
56086				<a href="#">57392-3000</a>			1.60-2.10 (.063-.083)
56187		<a href="#">57399-6000</a>		<a href="#">57411-3000</a>	18-20 (0.80-0.50)	1.80-2.30 (.071-.091)	2.80-3.20 (.110-.126)
56265		<a href="#">57399-6000</a>		<a href="#">57411-3000</a>	18-20 (0.80-0.50)	1.80-2.30 (.071-.091)	2.80-3.20 (.110-.126)
59370	<a href="#">57404-5000</a>				22-28 (0.35-0.08)	0.9-1.5 (.035-.059)	1.6-2.1 (.063-.083)
70021-0004/0006	<a href="#">57037-5000</a>	<a href="#">57033-6000</a>	<a href="#">57033-6000</a>		24-30 (0.20-0.05)	1.2 (.047) max.	3.0-3.5 (.118-.138)
70021-0021/0023	<a href="#">57036-5000</a>	<a href="#">57033-6000</a>	<a href="#">57033-6000</a>		22-24 (0.35-0.20)	1.6 (.063) max.	3.0-3.5 (.118-.138)
70058-0004	<a href="#">57036-5000</a>	<a href="#">57033-6000</a>	<a href="#">57033-6000</a>		24-28 (0.20-0.08)	1.15 (.045) max.	
70058-0006	<a href="#">57037-5000</a>	<a href="#">57093-6000</a>	<a href="#">57033-6000</a>		24-28 (0.20-0.08)	1.15 (.045) max.	
70058-0022/0024	<a href="#">57036-5000</a>	<a href="#">57033-6000</a>	<a href="#">57033-6000</a>		22-24 (0.35-0.20)	1.6 (.063) max.	3.0-3.5 (.118-.138)
87115/87116-XXX0	<a href="#">57206-5000</a>						2.8-3.3 (.110-.130)
87115/87116-XXX1	<a href="#">57206-5000</a>						2.8-3.3 (.110-.130)



# Crimp Application Tooling Molex Japan Crimp Tooling

## M211A Crimp Press

Description	Order No.	For Use With
Mini Universal Crimp Press	<a href="#">57275-4000</a>	Modular Crimp Die
Transformer from 110-240V to 110V	<a href="#">M15T-A</a>	Mini Universal Crimp Press

# Molex Japan Crimp Tooling Cross Reference

Preferred Version in Japan—Not Available in the US

Terminal Series No.	Order No.		Modular Crimp Die	Wire Gauge AWG (mm <sup>2</sup> )	Insulation Diameter	Strip Length
	Hand Tool	Extraction Tool				
1189/1190			11-26-0064	14-20 (2.00-0.50)	1.6-4.1 (.063-.161)	3.7-4.2 (.146-.165)
1380/1381			11-26-0064	18-24 (0.80-0.20)	1.5-3.1 (.059-.122)	3.7-4.2 (.146-.165)
1433/1434			11-26-0064	24-28 (0.20-0.08)	0.8-1.5 (.031-.059)	3.7-4.2 (.146-.165)
1560/1561			11-26-0072	18-24 (0.80-0.20)	1.5-3.1 (.059-.122)	2.8-3.4 (.110-.134)
1854/1855			11-26-0072	22-28 (0.35-0.08)	1.1-1.5 (.043-.059)	2.6-3.2 (.102-.126)
1881-2			JM5866A	16-24 (1.30-0.20)	1.5-3.1 (.059-.122)	3.7-4.2 (.146-.165)
2578			11-26-0092	22-28 (0.35-0.08)	1.2-1.7 (.047-.067)	3.0-3.5 (.118-.138)
2759			11-26-0107	22-28 (0.35-0.08)	1.2-1.7 (.047-.067)	2.8-3.4 (.110-.134)
40641-A			57153-3000	18-24 (0.80-0.20)	1.3-2.5 (.051-.098)	3.0-3.5 (.118-.138)
4809C			57156-3000	22-28 (0.35-0.08)	1.2-1.7 (.047-.067)	2.6-3.2 (.102-.126)
5005/5006			11-26-0034	18-24 (0.80-0.20)	1.3-3.0 (.051-.118)	2.7-3.3 (.106-.130)
5008/5009			11-26-0034	24-28 (0.20-0.08)	1.2-2.4 (.047-.094)	2.7-3.3 (.106-.130)
5103			11-26-0023	22-28 (0.35-0.08)	1.15-1.9 (.045-.075)	2.6-3.2 (.102-.126)
5139			JM5858A	22-28 (0.35-0.08)	1.2-1.7 (.047-.067)	2.8-3.4 (.110-.134)
5159			JM5858A	22-28 (0.35-0.08)	1.2-1.7 (.047-.067)	2.8-3.4 (.110-.134)
5167			JM5868A	18-24 (0.80-0.20)	1.3-2.5 (.051-.098)	3.0-3.5 (.118-.138)
5168			JM5868A	22-28 (0.35-0.08)	1.2-1.7 (.047-.067)	3.0-3.5 (.118-.138)
5175			11-26-0090	16-22 (1.30-0.35)	1.7-3.4 (.067-.134)	3.7-4.3 (.146-.169)
5190-1			JM5865A			6.00-6.60 (.236-.260)
5190-01			11-26-0093	22-26 (0.35-0.12)	1.3-1.7 (.051-.067)	6.0-6.6 (.236-.260)
5190-01P			JM5865A			6.00-6.60 (.236-.260)
5194			11-26-0028	18 (0.80)	1.3-3.2 (.051-.126)	3.0-3.5 (.118-.138)
5194			11-26-0028	20-24 (0.50-0.20)	1.3-3.2 (.051-.126)	3.0-3.5 (.118-.138)
5225			11-26-0028	22-28 (0.35-0.08)	1.2-2.6 (.047-.102)	3.0-3.5 (.118-.138)
5241			11-26-0050	22-28 (0.35-0.08)	1.15-1.9 (.045-.075)	2.6-3.2 (.102-.126)
5263			11-26-0117	22-28 (0.35-0.08)	1.15-1.9 (.045-.075)	2.4-2.9 (.094-.114)
5378			57007-3000	24-28 (0.20-0.08)	0.9-1.5 (.035-.059)	1.7-2.3 (.067-.091)
5298			JM5998A			4.70-5.30 (.185-.209)
5298T2			JM5998A			4.70-5.30 (.185-.209)
5394			11-26-0108	22-28 (0.35-0.08)	1.2-1.9 (.047-.075)	2.1-2.7 (.083-.106)
5479			11-26-0179	26-28 (0.12-0.08)	1.2-1.5 (.047-.059)	1.2-2.0 (.047-.079)
5479PBT2			57034-3000	30-32 (0.05-0.03)	0.6-1.2 (.024-.047)	1.2-3.0 (.047-.118)
5556/5558			57022-3000	18-24 (0.80-0.20)	1.3-2.2 (.051-.087)	3.0-3.5 (.118-.138)
8980-3C			57102-3000			5.00-5.50 (.197-.217)
8980-3C1			57102-3000			5.00-5.50 (.197-.217)
8980-4C			JM5866A			3.70-4.20 (.146-.165)
8980-4C1			JM5866A			3.70-4.20 (.146-.165)
8980-6C			JM5866A			3.70-4.20 (.146-.165)
50011			57030-3000	24-30 (0.20-0.05)	0.8-1.4 (.031-.055)	1.6-2.1 (.063-.083)
50012/50013			57045-3000	24-28 (0.20-0.08)	0.92-1.15 (.036-.045)	1.7-2.3 (.067-.091)
50031	<a href="#">57075-5000</a>	<a href="#">57105-6000</a>		30-34 (0.05-0.02)	0.5-0.9 (.020-.035)	1.6-2.1 (.063-.083)
50034	<a href="#">57056-5000</a>	<a href="#">57057-6000</a>		26-30 (0.12-0.05)	0.8-1.4 (.031-.055)	1.4-1.9 (.055-.075)
50038/50039	<a href="#">57085-5000</a>			AVSO.3	1.8 (.071) max.	2.0-2.5 (.079-.098)
50038/50039	<a href="#">57086-5000</a>			CAVSO.5	1.8 (.071) max.	2.0-2.5 (.079-.098)
50051	<a href="#">57053-5000</a>			30-33 (0.05-0.025)	0.56-0.85	1.7-2.3 (.067-.091)
50058	<a href="#">57068-5000</a>	<a href="#">57072-6000</a>		28-32 (0.08-0.03)	1.0 (.039) max.	1.4-1.9 (.055-.075)
50061	<a href="#">57070-5000</a>	<a href="#">57072-6000</a>		28-32 (0.08-0.03)	1.0 (.039) max.	1.4-1.9 (.055-.075)
50065			57071-3000	22-28 (0.35-0.08)	2.2 (.087) max.	2.4-2.9 (.094-.114)
50079			57067-3000	26-28 (0.12-0.08)	1.0 (.039) max.	1.4-1.9 (.055-.075)
50080			57069-3000	26-28 (0.12-0.08)	1.0 (.039) max.	1.4-1.9 (.055-.075)

# Crimp Application Tooling

## Molex Japan Crimp Tooling

### Cross Reference


Terminal Series No.	Order No.		Modular Crimp Die	Wire Gauge AWG (mm <sup>2</sup> )	Insulation Diameter	Strip Length
	Hand Tool	Extraction Tool				
50083			<a href="#">57014-3000</a>	24-30 (0.20-0.05)	0.8-1.6 (.031-.063)	3.0-3.5 (.118-.138)
50084			<a href="#">57014-3000</a>	22-24 (0.35-0.20)	1.0-1.6 (.039-.063)	3.0-3.5 (.118-.138)
50087			<a href="#">57017-3000</a>	24-30 (0.20-0.05)	0.8-1.6 (.031-.063)	3.0-3.5 (.118-.138)
50088			<a href="#">57017-3000</a>	22-24 (0.35-0.20)	1.0-1.6 (.039-.063)	3.0-3.5 (.118-.138)
50089			<a href="#">57095-3000</a>	22-28 (0.35-0.08)	2.2 (.087) max.	2.4-2.9 (.094-.114)
50095/50096			<a href="#">57096-3000</a>	14-18 (2.00-0.80)	2.8-3.8 (.110-.150)	3.7-4.3 (.146-.169)
50097			<a href="#">57107-3000</a>	20-24 (0.50-0.20)	1.3-2.1 (.051-.082)	2.5-3.0 (.098-.118)
50098			<a href="#">57108-3000</a>	18-22 (0.80-0.35)	1.6-2.6 (.063-.102)	2.5-3.0 (.098-.118)
50105/50106			<a href="#">57110-3000</a>	18-24 (0.80-0.20)	1.75-3.0 (.069-.118)	3.7-4.3 (.146-.169)
50118/50119			<a href="#">57084-3000</a>	AV50.3	1.5-1.9 (.059-.075)	2.0-2.5 (.079-.098)
50118/50119			<a href="#">57084-3000</a>	CAV50.5	1.5-1.9 (.059-.075)	2.0-2.5 (.079-.098)
50125			<a href="#">57138-3000</a>	26-28 (0.12-0.08)	1.0 (.039) max.	1.4-1.9 (.055-.075)
50127/50128			<a href="#">57121-3000</a>	20-24 (0.50-0.20)	1.15-1.87 (.045-.074)	3.7-4.3 (.146-.169)
50133			<a href="#">57138-3000</a>	28-32 (0.08-0.03)	1.0 (.039) max.	1.4-1.9 (.055-.075)
50146			<a href="#">57145-3000</a>		1.4-1.9 (.055-.075)	2.0-2.5 (.079-.098)
50147			<a href="#">57144-3000</a>		1.4-1.9 (.055-.075)	2.0-2.5 (.079-.098)
50148			<a href="#">57144-3000</a>		1.4-1.9 (.055-.075)	2.0-2.5 (.079-.098)
50156			<a href="#">57122-3000</a>	AV-0.5F	2.2-2.4 (.087-.094)	2.0-2.5 (.079-.098)
50200			<a href="#">57030-3000</a>	22 (0.35)	1.4 (.055) max.	1.6-2.1 (.063-.083)
50207			<a href="#">57182-3000</a>		1.4-2.2 (.055-.087)	2.0-2.5 (.079-.098)
50212			<a href="#">57175-3000</a>	24-30 (0.20-0.05)	0.8-1.4 (.031-.055)	1.3-1.8 (.051-.071)
50217			<a href="#">57183-3000</a>	18-24 (0.80-0.20)	1.4-2.2 (.055-.087)	3.0-3.5 (.118-.138)
50351	<a href="#">57295-5000</a>	<a href="#">57309-6000</a>	<a href="#">57293-3000</a>	22-28 (0.35-0.08)	1.10-1.70 (.043-.067)	2.30-2.80 (.091-.110)
50397	<a href="#">57316-5000</a>	<a href="#">57316-6100</a>	<a href="#">57316-3000</a>	22-28 (0.35-0.08)	1.10-1.70 (.043-.067)	2.60-3.10 (.102-.122)
50398	<a href="#">57316-5000</a>	<a href="#">57316-6000</a>	<a href="#">57316-3000</a>	22-28 (0.35-0.08)	1.10-1.70 (.043-.067)	2.60-3.10 (.102-.122)
50419	<a href="#">57328-5000</a>	<a href="#">57316-6000</a>	<a href="#">57328-3000</a>	18-24 (0.80-0.20)	1.50-2.20 (.059-.087)	3.00-3.50 (.118-.138)
50419	<a href="#">57328-5100</a>	<a href="#">57316-6000</a>	<a href="#">57328-3000</a>	18-24 (0.80-0.20)	2.30-3.00 (.091-.118)	3.00-3.50 (.118-.138)
50419			<a href="#">57328-3000</a>	18-24 (0.80-0.20)		3.00-3.50 (.118-.138)
50516			<a href="#">57317-3000</a>	28-32 (0.08-0.03)	1.00 (.040) max.	
50539	<a href="#">57189-5000</a>	<a href="#">57183-6000</a>	<a href="#">57183-3000</a>			
50539	<a href="#">57190-5000</a>	<a href="#">57183-6000</a>	<a href="#">57183-3000</a>			
50597/50599	<a href="#">57347-5200</a>	<a href="#">57347-6000</a>	<a href="#">57347-3000</a>	16-18 (1.30-0.80)	2.00-2.60 (.079-.102)	2.70-3.30 (.106-.130)
50597/50599	<a href="#">57347-5300</a>	<a href="#">57347-6000</a>	<a href="#">57347-3000</a>	16-22 (1.30-0.35)	2.30-3.30 (.091-.130)	2.70-3.30 (.106-.130)
50597/50599	<a href="#">57347-5400</a>	<a href="#">57347-6000</a>	<a href="#">57347-3000</a>	16-20 (1.30-0.50)	2.00-2.50 (.079-.098)	2.70-3.30 (.106-.130)
50598/50600	<a href="#">57347-5000</a>	<a href="#">57347-6000</a>	<a href="#">57347-3000</a>	20-26 (0.50-0.12)	1.20-1.90 (.047-.075)	2.70-3.30 (.106-.130)
50598/50600	<a href="#">57347-5100</a>	<a href="#">57347-6000</a>	<a href="#">57347-3000</a>	24-26 (0.20-0.12)	2.10-2.40 (.083-.095)	2.70-3.30 (.106-.130)
50641			<a href="#">57352-3000</a>	26-30 (0.12-0.05)	0.50-0.90 (.020-.040)	
50752			<a href="#">57385-3000</a>	22-28 (0.35-0.08)	1.15-1.80 (.045-.071)	2.0-2.5 (.079-.098)
50753			<a href="#">57352-3000</a>	30-32 (0.05-0.03)	0.4-0.55 (.016-.022)	1.3-1.7 (.051-.066)
50802			<a href="#">JMS857A</a>	22-28 (0.35-0.08)	1.15-1.9 (.045-.075)	2.60-3.20 (.102-.126)
50802	<a href="#">JHTRS907</a>		<a href="#">JMS857A</a>	22-28 (0.35-0.08)	1.20-1.90 (.047-.075)	2.60-3.20 (.102-.126)
50837	<a href="#">57391-5000</a>		<a href="#">57391-3000</a>	22-28 (0.35-0.08)	1.00-1.80 (.039-.071)	2.30-2.80 (.091-.110)
50837			<a href="#">57391-3000</a>	22-28 (0.35-0.08)	1.15-1.80 (.045-.071)	2.30-2.80 (.091-.110)
56035			<a href="#">57399-3000</a>	22-26 (0.35-0.12)	1.25-1.70 (.049-.067)	2.30-2.80 (.091-.110)
56086			<a href="#">57392-3000</a>			1.60-2.10 (.063-.083)
56187		<a href="#">57399-6000</a>	<a href="#">57411-3000</a>	18-20 (0.80-0.50)	1.80-2.30 (.071-.091)	2.80-3.20 (.110-.126)
56265		<a href="#">57399-6000</a>	<a href="#">57411-3000</a>	18-20 (0.80-0.50)	1.80-2.30 (.071-.091)	2.80-3.20 (.110-.126)
59370			<a href="#">57404-3000</a>	22-28 (0.35-0.08)	1.5 (.059) max.	1.6-2.1 (.063-.083)
70021-0004/0006			<a href="#">57017-3000</a>	24-30 (0.20-0.05)	0.8-1.6 (.031-.063)	3.0-3.5 (.118-.138)
70021-0021/0023			<a href="#">57017-3000</a>	22-24 (0.35-0.20)	1.0-1.6 (.039-.063)	3.0-3.5 (.118-.138)
70058-0004/0006			<a href="#">57014-3000</a>	24-30 (0.20-0.05)	0.8-1.6 (.031-.063)	3.0-3.5 (.118-.138)
70058-0022/0024			<a href="#">57014-3000</a>	22-24 (0.35-0.20)	1.0-1.6 (.039-.063)	3.0-3.5 (.118-.138)
87003			<a href="#">57090-3000</a>	18-22 (0.80-0.35)	1.7-3.1 (.067-.122)	4.2-4.8 (.165-.189)
87039			<a href="#">57091-3000</a>	24-28 (0.20-0.08)	1.2-1.8 (.047-.071)	2.3-2.9 (.091-.114)
87115/87116-XXX0			<a href="#">57151-3000</a>	24-28 (0.20-0.08)	0.9-1.2 (.035-.047)	2.8-3.3 (.110-.130)
87115/87116-XXX1			<a href="#">57173-3000</a>	28-32 (0.08-0.03)	0.5-0.9 (.020-.035)	2.8-3.3 (.110-.130)
87421			<a href="#">57294-3000</a>	26 (0.12)	1.00-1.30 (.040-.051)	
90119-0111			<a href="#">57198-3000</a>	22-24 (0.35-0.20)	1.02-1.47 (.040-.058)	3.0-3.5 (.118-.138)

Application Tooling



# Application Tooling

## J 5930 Series Press and Cutter



**Features**  
Manually-operated, ratchet type  
QF-50™



**Specifications**  
Weight: Bench—7.80kg (17.2 lb)  
Space: 153 by 305mm (6 by 12")  
Height: 457mm (18")

**Preferred Version in the Far East—Not Available in the US**

Description	Order No.	Type	For Use With
Press Frame	<a href="#">11-26-0075</a>	Press	All equipment listed in press section
Base Assembly	<a href="#">11-26-0081</a>		Press Frame
Kit QF Female	<a href="#">11-26-0082</a>		Connector 5320
Kit QF 2.54mm (.100") Grid	<a href="#">11-26-0083</a>		Connector 5360
Press Frame	<a href="#">11-26-0075</a>	Cutter	All equipment listed in cutter section
Cutter	<a href="#">11-26-0078</a>		Press Frame

## Wire Gauge Classifications\*

AWG	(Stranding/AWG)	Diameter	Circular Mils	Area	
4/0	(2107/30)	13.26 (0.522)	210700	106.764 (0.16548)	
3/0	(1672/30)	11.79 (0.464)	167200	84.722 (0.13132)	
2/0	(1330/30)	10.52 (0.414)	133000	67.392 (0.10446)	
1/0	(1045/30)	9.35 (0.368)	104500	52.951 (0.08207)	
2	(665/30)	7.42 (0.292)	66500	33.696 (0.05223)	
4	(420/30)	5.89 (0.232)	42000	21.282 (0.03299)	
6	(266/30)	4.67 (0.184)	26600	13.478 (0.02089)	
8	(1/30)	3.25 (0.128)	16384	8.302 (0.01287)	
	(19/21)	3.68 (0.145)	15433	7.820 (0.01212)	
	(49/25)	3.73 (0.147)	15700	7.955 (0.01233)	
	(133/29)		16983	8.605 (0.01334)	
	(168/32)		16800	8.513 (0.01319)	
(665/36)	16625		8.424 (0.01306)		
10	(1)	2.59 (0.102)	10384	5.261 (0.00816)	
	(37/26)	2.92 (0.115)	9354	4.740 (0.00735)	
	(49/27)	2.95 (0.116)	9880	5.006 (0.00776)	
	(105/30)		10500	5.320 (0.00825)	
12	(1)	2.06 (0.081)	6529	3.308 (0.00513)	
	(7/20)	2.44 (0.096)	7168	3.632 (0.00563)	
	(19/25)	2.36 (0.093)	6088	3.085 (0.00478)	
	(37/28)	2.29 (0.090)	5874	2.976 (0.00461)	
	(65/30)	2.41 (0.095)	6500	3.294 (0.00511)	
(165/34)	6549		3.318 (0.00514)		
14	(1)	1.63 (0.064)	4109	2.082 (0.00323)	
	(7/22)	1.85 (0.073)	4481	2.270 (0.00352)	
	(19/27)		3831	1.941 (0.00301)	
	(41/30)		4100	2.078 (0.00322)	
	(105/34)		4167	2.112 (0.00327)	
(1)	1.29 (0.051)		2581	1.308 (0.00203)	
16	(7/24)	1.52 (0.060)	2828	1.433 (0.00222)	
	(19/29)	1.47 (0.058)	2426	1.229 (0.00191)	
	(26/30)	1.50 (0.059)	2600	1.317 (0.00204)	
	(65/34)		2580	1.307 (0.00203)	
	(105/36)		2625	1.330 (0.00206)	
18	(1)	1.02 (0.040)	1624	0.823 (0.00128)	
	(7/26)	1.22 (0.048)	1770	0.897 (0.00139)	
	(16/30)	1.19 (0.047)	1600	0.811 (0.00126)	
	(19/30)	1.24 (0.049)	1900	0.963 (0.00149)	
	(41/34)	1.19 (0.047)	1627		
	(65/36)		1625	0.825 (0.00128)	
	(1)				
20	(1)	0.81 (0.032)	1024	0.5189 (0.00080)	
	(7/28)	0.97 (0.038)	1111	0.5631 (0.000873)	
	(10/30)	0.89 (0.035)	1000	0.5067 (0.000785)	
	(19/32)	0.94 (0.037)	1216	0.6162 (0.000955)	
	(26/34)	0.91 (0.036)	1032	0.5229 (0.000810)	
	(41/36)		1025	0.5194 (0.000805)	
	22	(1)	0.64 (0.025)	640.1	0.3243 (0.000503)
		(7/30)	0.76 (0.030)	700.0	0.3547 (0.000550)
		(19/34)	0.79 (0.031)	754.1	0.3821 (0.000592)
		(26/36)	0.76 (0.030)	650.0	0.3294 (0.000511)
24	(1)	0.51 (0.020)	404.0	0.2047 (0.000317)	
	(7/32)	0.58 (0.023)	442.4	0.2242 (0.000347)	
	(10/34)	0.61 (0.024)	396.9	0.2011 (0.000312)	
	(19/36)	0.58 (0.023)	475.0	0.2407 (0.000373)	
(41/40)	404.2		0.2048 (0.000317)		
26	(1)	0.40 (0.016)	252.8	0.1281 (0.000199)	
	(7/34)	0.53 (0.021)	277.8	0.1408 (0.000218)	
	(10/36)	0.51 (0.020)	250.0	0.1267 (0.000196)	
	(19/38)	0.48 (0.019)	298.0	0.1510 (0.000234)	
28	(1)	0.32 (0.013)	158.8	0.0804 (0.000125)	
	(7/36)	0.33 (0.013)	175.0	0.0887 (0.000137)	
	(19/40)	0.38 (0.015)	187.3	0.0949 (0.000147)	
30	(1)	0.25 (0.010)	100.0	0.0507 (0.000079)	
	(7/38)	0.30 (0.012)	109.8	0.0556 (0.000086)	
	(19/42)		117.8	0.0597 (0.000093)	
32	(1)	0.20 (0.008)	63.20	0.0320 (0.000050)	
	(7/40)	0.23 (0.009)	67.27	0.0341 (0.000053)	
	(19/44)		76.00	0.0385 (0.000060)	
34	(1)	0.160 (0.0063)	39.69	0.0201 (0.000031)	
	(7/42)	0.191 (0.0075)	43.40	0.0220 (0.000034)	
36	(1)	0.127 (0.0050)	25.00	0.0127 (0.000020)	
	(7/44)	0.152 (0.0060)	27.44	0.0139 (*****)	
38	(1)	0.102 (0.0040)	15.68	0.0079 (*****)	
40	(1)	0.079 (0.0031)	9.86	0.0050 (*****)	
42	(1)	0.064 (0.0025)	6.20	0.0031 (*****)	
44	(1)	0.051 (0.0020)	3.92	0.0020 (*****)	
46	(1)	0.041 (0.0016)	2.46	0.0012 (*****)	
48	(1)	0.030 (0.0012)	1.54	0.0008 (*****)	
50	(1)	0.025 (0.0010)	0.98	0.0005 (*****)	

\*Classifications of insulated round Copper conductors